

REPORT ON ACTION  
PLAN FOR CLEAN-UP  
OF POLLUTED STRETCH  
OF PELHAR RIVER

**JUNE, 2019**

## CONTENTS

PELHAR RIVER (Pelhar Dam to Golani Naka).....	3
1.1 Executive Summary of Action Plan Restoration of Water Quality of Pelhar River .....	3
1.2 Background .....	8
1.3 Status of Sewage Generation and Treatment .....	11
1.4 Drain out-falling into the River Pelhar.....	13
1.5 Status of Water Quality .....	14
1.6 Status of Ground Water Quality.....	16
1.7 Status of Industrial Effluent and treatment .....	19
1.8 Waste Management .....	20
1.8.1 Solid Waste Management .....	20
1.8.2 Bio-medical waste Management.....	21
1.8.3 E-Waste management .....	21
1.8.4 Hazardous Waste Management.....	22
1.9 Dream Project of Government of Maharashtra (GOM), Namami Chandrabhaga .....	23
1.10 Involvement of Civil Society/Creation of awareness.....	24
1.11 Greenery Development Plan of Forest Department, Government of Maharashtra.....	32
1.12 Plan for Restoration of Water Quality.....	34
1.13 Budget Estimates & Pooling of Resources from Local Bodies, State Pollution Control Board, State Government & Central Government .....	<b>Error! Bookmark not defined.</b>
1.14 Proposed plans for maintaining e-flow .....	34

## LIST OF TABLES

Table 1 Introduction of river stretch .....	10
Table 2 Status of Proposed STPs in VVCMC .....	11
Table 3 Funding Details for proposed STPs .....	11
Table 4 Domestic sewage aspects on the river stretch.....	12
Table 5 Particulars of drains falling into the river .....	13
Table 6 Table Status of water quality of the drains .....	14
Table 7 Status of Water Quality for Pelhar River.....	16

Table 8 Water Quality Index for 156 locations (surface water & ground water) during.....	17
January - 2019.....	17
Table 9 Ground water quality at .....	18
Table 10 Industries statistics in the catchment area.....	19
Table 11 Particulars of Industries situated in Thane.....	19
Table 12 Highly Polluting Industries as on 31/3/2018. ....	19
Table 13 Status of Waste Management in Thane .....	23
Table 14 Time Bound Action Plan for Pelhar River.....	34
Table 15 Timelines for Implementation of Restoration Plan.....	36

### **LIST OF FIGURES**

Figure 1 Stretch of Pelhar River .....	9
Figure 2 Map Showing Stretch of Pelhar River.....	10
Figure 3 Map Showing NWMP Station across Pelhar River.....	14

## PELHAR RIVER (Pelhar Dam to Golani Naka)

### 1.1 Executive Summary of Action Plan Restoration of Water Quality of Pelhar River

Sr. No.	Description of Item	Details				
1.	Name of the identified polluted river and its tributaries	: Pelhar Dam to Golani Naka				
2.	Is river is perennial and total length of the polluted river	: Non- perennial Length- 9 Km				
3.	Revised priority as per Jan. to Dec.2018 Analysis results	: Priority IV				
4.	No of drains contributing to pollution and names of major drains	: 1) Sopara Nallah 2) Tungar Nallah 3) Waliv Nallah				
5.	Major Towns on the banks of the river with population	: <table border="1" style="width: 100%; border-collapse: collapse;"> <thead> <tr> <th style="text-align: center;">Local Body</th> <th style="text-align: center;">Population</th> </tr> </thead> <tbody> <tr> <td style="text-align: center;">Vasai Virar City Municipal Corporation</td> <td style="text-align: center;">12,22,390</td> </tr> </tbody> </table>	Local Body	Population	Vasai Virar City Municipal Corporation	12,22,390
Local Body	Population					
Vasai Virar City Municipal Corporation	12,22,390					
6.	a. Sewage generation & Treatment in MLD	: Total Sewage generation- 105 MLD Total Sewage Treatment- 30 MLD				
	b. Total no. of existing STPs and proposed STPs with total capacities in MLD	: One STP with treatment capacity of 30 MLD  Proposed 07 Nos of STPs of Capacity 175 MLD. One 30 MLD STP at Bolinj is completed & is in Operation. Targeted year of Completion is 2022				
	c. Gaps in sewage treatment in MLD and no. of towns not having STPs	: 75 MLD				
7.	Major industrial estates located with total no. of industries	: No major polluting industry is located in the catchment area. MPCB does not allow any industry to discharge treated/partially treated effluent in to the river.				
	a. Total water consumption and total industrial effluent generation in MLD	: Total water consumption: 0.417 MLD Effluent Generation – 0.334 MLD				
	b. No. of industries having captive ETPs and their treatment capacity in MLD	: 144 effluent generating industries have captive ETPs and total capacity of the captive ETPs is 0.334 MLD				
	c. No of CETP's and their treatment capacity	: No CETP				
	d. Gaps in treatment of industrial effluent	: None				
8.	Waste Management	: <table border="1" style="width: 100%; border-collapse: collapse;"> <tbody> <tr> <td style="text-align: center;">a. Solid Waste Generation &amp; processing</td> <td>: <ul style="list-style-type: none"> <li>Solid waste generation-630 MT/day, Treatment- Nil</li> <li>MSW generated in Vasai Virar City is disposed by dumping.</li> </ul> </td> </tr> </tbody> </table>	a. Solid Waste Generation & processing	: <ul style="list-style-type: none"> <li>Solid waste generation-630 MT/day, Treatment- Nil</li> <li>MSW generated in Vasai Virar City is disposed by dumping.</li> </ul>		
a. Solid Waste Generation & processing	: <ul style="list-style-type: none"> <li>Solid waste generation-630 MT/day, Treatment- Nil</li> <li>MSW generated in Vasai Virar City is disposed by dumping.</li> </ul>					

	b. Biomedical Waste Generation & treatment	:	Palghar district: Total Biomedical waste generated: 530 kg/day. Total Biomedical waste treated: 530 kg/day
	c. E-Waste Management Generation & treatment	:	E-waste generated by industries is sent to MPCB authorized E-waste reprocessor
	d. Hazardous waste Management	:	<ul style="list-style-type: none"> <li>• There are 615 Hazardous waste generating industries in Palghar district. These industries generated about 81345 MT Hazardous waste in year 2017-18.</li> <li>• The HW from Palghar district is scientifically disposed through Trans Thane Creek Waste Management Association, MIDC Mahape, Navi Mumbai</li> <li>• CHWTSDF capacity – Landfill – 21600 MT/A</li> </ul>
9.	Action plan includes mainly covering aspect such as (Proposal for utilization of sewage, ground water recharging or rain water harvesting, measures for regulating ground water use, protection and management of flood plain zone, maintaining minimum E-flows and water shed management, plantation on both sides of the river, setting up of bio-diversity parks etc., as per Hon'ble NGT Orders dated 20.09.2018 and 19.12.2018)	:	<ul style="list-style-type: none"> <li>• RRC has already requested to Water Resource Dept, GoM for maintaining minimum E-flows and water shed management, plantation on both sides of the river, setting up of bio-diversity parks.</li> <li>• Water resource department, GoM has prepared integrated State Water Plan, which includes recycling of Treated sewage.</li> <li>• MPCB - Action plan for Utilization of Treated Sewage has been submitted to CPCB.</li> </ul>
10.	Min. and Max. required time period for implementation of action plans		Max – 2 years
11.	Total estimated budget in crores towards implementation of proposed action plans with break-up ( e.g. No. of STPs, capacity, total cost; No of CETPs, total capacity, Cost towards interception and diversion of sewage/effluent to STPs/CETPs etc.,)	:	<p>Proposed 07 Nos of STPs of Capacity 175 MLD. One 30 MLD STP at Bolinj is completed &amp; is in Operation. Targeted year of Completion is 2022.</p> <p>VVCMC has prepared DPR for underground drainage system Total Cost Rs. 557.68 Crore and submitted to Central Government for approval. CPHEEO Department of Central Govt. has sanctioned first instalment of Rs. 100.6517 Crore</p>
12.	Whether 'River Rejuvenation Committee (RRC) constituted by the State Govt./UT Administration and If so, Date of constitution of 'RRC'.	:	River Rejuvenation Committee (RRC) constituted as per the Maharashtra Government G.R. issued by the Environment Dept, GoM vide No. NGT 2018/PC-2/TC-3 dtd.13.12.2018.
13.	Responsible Organisation (s) for implementation of proposed action plans	:	<ol style="list-style-type: none"> <li>1. Water Resource Department, GoM</li> <li>2. Urban Development Department</li> </ol>

14.	Expected deliverables w r to achieving Goals	:	<p>3. Vasai Virar City Municipal Corporation</p> <ol style="list-style-type: none"> <li>1. To achieve 100% sewage collection and treatment</li> <li>2. To achieve 100% MSW collection, transportation and treatment.</li> <li>3. To achieve river water quality of Bathing standards by 2020.</li> <li>4. Augmentation of River Flow and restoration of water quality-2022</li> </ol>
15.	Initiatives taken by Govt. of Maharashtra and MPCB.	:	<ul style="list-style-type: none"> <li>• Maharashtra Government through its forest department has announced The Plantation Program in 2016 with the aim of planting 2 crore &amp; planted 2.82 crore saplings. Forest Department has set the target of plantation of 4Crore, 13Crore and 33Crore saplings under the mission of 50Crore plantation which shall be accomplished in the three consecutive years viz. 2017, 2018 and 2019.</li> <li>• GOM, announced 'Namami Chandrabhaga Abhiyan' in year 2016. It is an initiative taken to revive and rejuvenate the river Chandrabhaga and to restore its historic glory. Government of Maharashtra has prepared a comprehensive plan for cleaning of the river on the lines of 'Namami Gange'. The aim of the mission is to make the Chandrabhaga river pollution free and conserve its purity and sanctity up to year 2022.</li> <li>• MPC Board will provide financial &amp; technical assistance to villages in next three years to comply with sewage &amp; waste management.</li> <li>• MPC Board has issued Direction to the local bodies to make 25% budgetary provision for scientific treatment and disposal of Sewage and Solid Waste. Accordingly, Municipal Corporations have passed resolution in their General Body meeting and reserved the funds. These funds are reserved and made mandatory to utilise for preparation of DPR, establishing treatment facility, O &amp; M of treatment facility etc. The review of the same is taken from time to time by the Board.</li> <li>• MPC Board has issued directions to 08 Municipal Corporations to penalize to the tune of 1pais/litre of sewage generation under 'Polluter pays principle'.</li> <li>• MPC Board has issued directions to non-</li> </ul>

			complying CETPs to penalize to the tune of 2 paisa/litre for remediation & upgradation to comply with the consented standards.
	Budget Estimates & Pooling of Resources from Local Bodies, State Pollution Control Board, State Government & Central Government		<ul style="list-style-type: none"> <li>• Maharashtra Government has already received proposal of Rs. 1104.54Cr. Under State River Conservation Program &amp; from this amount State Government will provide necessary funds in next 3 years i.e. by 2022 for Sewage management</li> <li>• The Maharashtra Pollution Control Boards has also reserved Rs. 461.42Cr. for preparation of action plan for abatement &amp; Control of Pollution of River Water due to sewage &amp; solid waste disposal from B &amp; C Municipal Councils (342Nos of Urban Local Bodies.), Nagar Panchyat &amp; Gram Panchayat for reducing polluted stretches in compliance with Hon'ble NGT, principal bench directions w.r.t. "More River Stretches are now Critically Polluted". The said funds will be used for DPR preparation, development of infrastructure for sewage collection &amp; treatment &amp; development of infrastructure for Solid Waste Management. The DPR preparation &amp; implementation of the same will be completed by year 2022 (i.e in next 3 years).</li> <li>• The Maharashtra Government through Urban Development Department has approved DPR of all 388 Urban Local Bodies for Solid Waste Management. The funds for the same amounting to Rs. 2560.0Cr has been already approved by Government &amp; the said DPRs will be implemented &amp; Solid Waste Management issues will be resolved by December'2019.</li> </ul>

### **Preamble -**

In the matter of OA No. 673 of 2018-"More river stretches are critically polluted now: CPCB", the Hon'ble NGT has passed order dated 20.09.2018 for constitution of River Rejuvenation Committee (RRC) and Special Environment Surveillance Task Force (SESTF). The report comprises 351 polluted river stretches in India out of which 53 polluted river stretches are in Maharashtra. In the state, 9 polluted stretches in priority I & 6 polluted stretches in priority II. It has been mandated to prepare Action Plan for River Stretches and make them pollution free. In compliance of the orders of the Hon'ble NGT, the State Government has constituted RRC.

River Rejuvenation Committee (RRC) constituted as per the Maharashtra Government G.R. issued by the Environment Dept, GoM vide No. NGT 2018/PC-2/TC-3 dtd.13.12.2018 with 5 members under the guidance of Principal Secretary for preparation of action plans and to monitor the implementation of these action plans. The members of RRC are as mentioned under:

1. Commissioner / Director, Directorate of Municipal Administration
2. Chief Executive Officer – Maharashtra Industrial Development Corporation
3. Director (Environment)
4. Director (Industries)
5. Member Secretary – Maharashtra Pollution Control Boards- Member & Co-ordinator of RRC

Further State Government also constituted District Level Special Task Force comprising of the following:

1. Representative of District Collector
2. Representative of District Superintendent of Police
3. Representative of Regional Officer, MPCB
4. Representative of the District Judge of the concerned District

#### **Meetings of the RRC Committee:**

- 1<sup>st</sup> Meeting of River Rejuvenation Committee (RRC) convened on 14.12.2018.  
RRC reviewed draft action plans of polluted river stretches of Priority I prepared by Maharashtra PCB. It was decided by the all the committee members, to take review of local bodies and accordingly to communicate the outcomes of the meeting to the Hon'ble NGT, Principal Bench. Maharashtra PCB submitted nine draft action plans of polluted river stretches of Priority I to CPCB along with minutes of 1<sup>st</sup> meeting of RRC and submitted progress report of polluted river stretches to Hon'ble NGT on 15.12.2018
- 2<sup>nd</sup> Meeting of River Rejuvenation Committee (RRC) convened on 09.01.2019.  
RRC reviewed draft action plans of polluted river stretches of Priority II prepared by Maharashtra PCB. It was decided in the meeting to add in the draft action plans funding details like source, name of scheme, timeline etc for proposed STPs by concern local bodies.
- 3<sup>rd</sup> Meeting of River Rejuvenation Committee (RRC) convened on 23.01.2019.  
RRC reviewed and finalised draft action plans of polluted river stretches of Priority I, II, III, IV and V prepared by Maharashtra PCB. RRC also decided to call the local bodies and review the timelines proposed in action plans from time to time.



- Maharashtra PCB submitted 53 draft action plans of polluted river stretches of Priority I, II, III, IV and V to CPCB along with minutes of 2<sup>nd</sup> & 3<sup>rd</sup> meeting of RRC and submitted progress report of polluted river stretches to Hon'ble NGT on 31.01.2019.
- CPCB Task Team on Polluted River Stretches called MPCB to give presentation on Action Plan for Priority-I & II polluted river stretches on 12.02.2019. Accordingly, the presentations were reviewed by Task team & few improvements in the action plan were suggested.
- 4th Meeting of River Rejuvenation Committee (RRC) held on 16/02/2019 & it was decided to communicate with Water Resource Department to maintain e-flow in the rivers of Maharashtra adopting good irrigation practices, protection & management of flood plain zone (FPZ), rain water harvesting, ground water charging, plantation on both sides of river, Setting up of biodiversity parks on flood plains by removing encroachments and Urban Development department communicated to take necessary steps to provide adequate funds to urban local bodies for installation of sewage treatment & MSW processing facilities in a time bound manner so as to comply with the Hon'ble NGT.
- 5<sup>th</sup> Meeting of River Rejuvenation Committee (RRC) held on 25/06/2019. It was decided that Director Environment will communicate with Water Resource Department and Urban Development Department regarding provision of funds in time bound manner for installation of STPs & MSWM facilities. RRC reviewed and approved Action Plans for restoration of polluted river stretches in priority III, IV & V.

### **Achievable goal:**

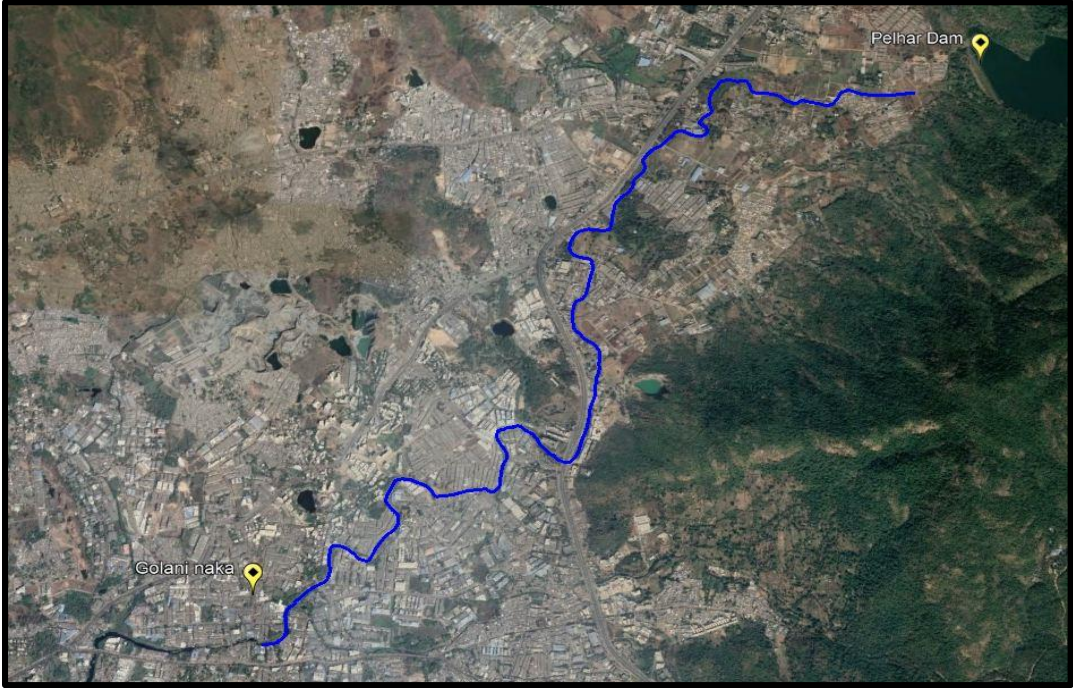
The objective/goal of the action plan is that the quality of river water should meet with the required value as given under:-

<b>Quality Parameter</b>	<b>Standard to be achieved</b>
BOD	3.0 mg/l.
Dissolved Oxygen (DO)	More than 5.0 mg/l.
Faecal Coliform	Less than 500 MPN/100ml.

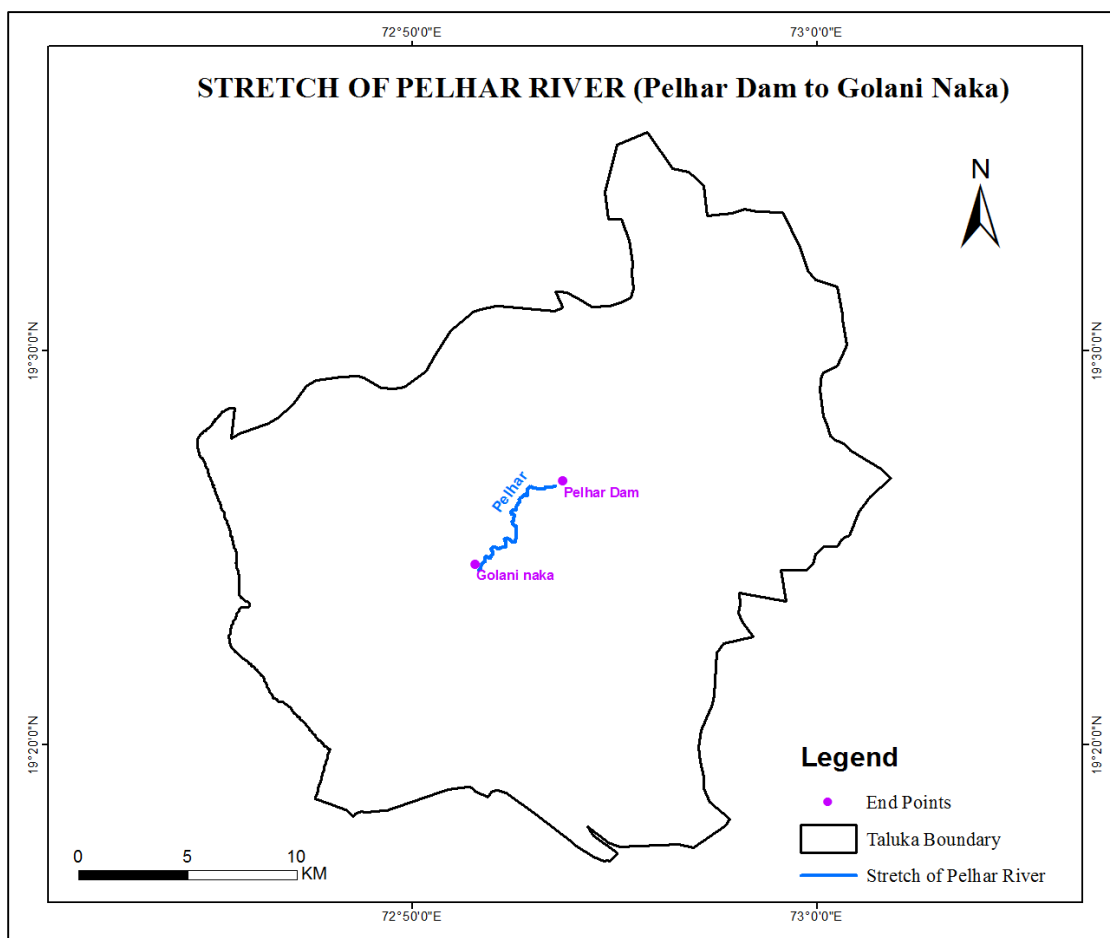
## **1.2 Background**

Pelhar River originates from Pelhar Dam and is a seasonal river. Total length of Pelhar River from Pelhar dam to Sopara creek is 10 Km. Pelhar River water is not used for any purpose including drinking, bathing, washing and recreational purpose. There are around 150

Tabelas/Gothas having 25000 to 30000 animals on the Bank of River at a distance of about 100 metres from its origin.



**Figure 1** Stretch of Pelhar River



**Figure 2 Map Showing Stretch of Pelhar River**

The river stretch extends from Pelhar Dam to Golani Naka. The length of this stretch is 9 km. Vasai Virar City is situated on the banks of the river. The population along this stretch is 12,22,390 as per 2011 Census.

The current status of the river as per the monthly sampling conducted between January to December 2018 reveals that water quality of the river falls in Priority IV i.e. max BOD 7 mg/l.

**Table 1 Introduction of river stretch**

Sr. No.	Description of item	Details	
1	Approx. length of stretch	9 Km	
2	Major Towns located on the bank along with Population	Local Body Vasai Virar City Municipal Corporation	Population 12,22,390
3	Stretch of River Perennial or Non Perennial	Non-perennial.	
4	Current status of polluted river stretch (Jan – Dec 2018)	Priority-IV	

### 1.3 Status of Sewage Generation and Treatment

Vasai Virar City Municipal Corporation has not provided any sewage collection system and STPs in the area on the Bank of Pelhar River. Sewage generated from the cities or villages along the river has been discharged into the river causing river pollution.

**Table 2 Status of Proposed STPs in VVCMC**

Corporation	Name and Address of STP	Designed Capacity (MLD)	Stage (Construction/ Proposed)	Target date of Completion
Vasai Virar	Chikhal dongri	13	Proposed	Dec 2022
	Bolinge village	30		
	Nalla sopara (East)	30.5		
	Nalla sopara (Wast)	49		
	Navghar Manikpur	7.1		
	Navghar Manikpur	33.85		
	Vasai	11.57		

**Table 3 Funding Details for proposed STPs**

Sr. No.	Name of ULB	Name and Address of STP	Designed Capacity (MLD)	Fund Allocation Details				Time line for various stages of work Completion	Target date of Completion	Remarks
				Source of Funds	Allocati on Status	Utiliza tion status	Present Status of the work			
1.	Vasai Virar Municipal Corporation	Virar (W) Chikhal dongri	26.5	Govt. of India -33% Govt.of Maharashtra-17% ULB-50%	-Nil -	-Nil -	not yet started	Project not yet approved	Dec. 2022	
2.		Virar (W) Bolinj	30	Govt. of India-80% Govt. of Maharashtra-10% ULB-10%	100%	100%	Commis sioned	Commis sioned	Com missio ned	Commis sioned
3.		Nalla sopara (E) Achole	55	Govt. of India -33% Govt.of Maharashtra-17% ULB-50%	-Nil -	-Nil -	not yet started	Project not yet approved	Dec. 2022	Proposed in AMRUT

4.	Nalla sopara (W) Gaas	36	Govt. of India -33% Govt.of Maharashtra-17% ULB-50%	-Nil -	-Nil -	not yet started	Project not yet approved	Dec. 2022	
5.	Vasai (E) Manikpur	15	Govt. of India -33% Govt.of Maharashtra-17% ULB-50%	-Nil -	-Nil -	not yet started	Project not yet approved	Dec. 2022	
6.	Vasai (W) Navghar	44	Govt. of India -33% Govt.of Maharashtra-17% ULB-50%	-Nil -	-Nil -	not yet started	Project not yet approved	Dec. 2022	
7.	Vasai Gaon (W) Malonde	22	Govt. of India -33% Govt.of Maharashtra-17% ULB-50%	-Nil -	-Nil -	not yet started	Project not yet approved	Dec. 2022	

**Table 4 Domestic sewage aspects on the river stretch**

Sr No	Particular	Remarks
1	Details of drainage system/sewerage network present/proposed	VVCMC has prepared DPR for underground drainage system Total Cost Rs. 557.68 Crore and submitted to Central Government for approval. CPHEEO Department of Central Govt. has sanctioned first instalment of Rs. 100.6517 Crore
2	Proposal for utilization of sewage	<ul style="list-style-type: none"> <li>Water resource department, GoM has prepared integrated State Water Plan, which includes recycling of Treated sewage.</li> <li>MPCB has submitted Action plan for Utilization of Treated Sewage to CPCB, in which it is mandated to utilize treated sewage for different class of users like Thermal Power Plants, Industrial Units, Construction activities, non-potable municipal uses, Agriculture-Irrigation, etc. depending on its availability.</li> <li>The Infrastructure Projects are mandated by MPCB to recycle 60% of treated sewage for secondary use by providing dual pipeline.</li> <li>The Local Bodies will be encouraged to reuse treated sewage for various purposes including to Thermal Power Plants wherever possible. e.g. Koradi TPS is receiving 100 MLD of treated sewage from Nagpur</li> </ul>

		city.
3	STP sludge management	STP sludge is disinfected and used as manure.
4	Proposal for ground water recharging/rain water harvesting	<ul style="list-style-type: none"> <li>The EC has mandated rainwater harvesting for projects above 20,000 Sq.m.</li> <li>G.S.D.A. is engaged in the development and management of groundwater resources in the State through various schemes. The main aim is to provide safe and potable drinking water to the community.</li> <li>The G.S.D.A. is engaged, in the exploration, development and augmentation of groundwater resources in the State through various schemes. This mainly includes, drilling of bore wells/tube wells under Rural Water Supply Programme, rendering technical guidance under minor irrigation programme by locating suitable dug well sites, strengthening of groundwater sources by water conservation measures, artificial recharge projects for induced groundwater, specific studies related to the periodic status of groundwater availability, protecting the existing groundwater resources through technical assistance under Groundwater Act etc.</li> </ul>
5	Adopting good irrigation practices	Agriculture Department, GoM & Water Resource Department, GoM is requested for implementation.
6	Protection and management of Flood Plain Zones (FPZ)	Water Resource Department, GoM is requested for implementation.
7	Plantation on both sides of the river	Water Resource Department, GoM is requested for implementation.
8	Setting up of biodiversity parks on flood plains by removing encroachment	Water Resource Department, GoM is requested for implementation.

#### 1.4 Drain out-falling into the River Pelhar

There are three drains that falls into the River Pelhar.

**Table 5 Particulars of drains falling into the river**

Sr. No.	Location	Name of the drain	Discharge (min/max)	Length (km)	Width (m)	Depth (m)
1.	Nallah near sopara phata, opp. "Decathlon, NH-8, Vasai	Sopara Nallah	0.57 MLD	0.65	0.6	0.10
2.	Near Agarwal Naka, behind Setco Chemical, Sativali Road, Vasai (E)	Tungar Nallah, Sativali, Vasai (E)	0.2 MLD	3.3	0.45	0.05

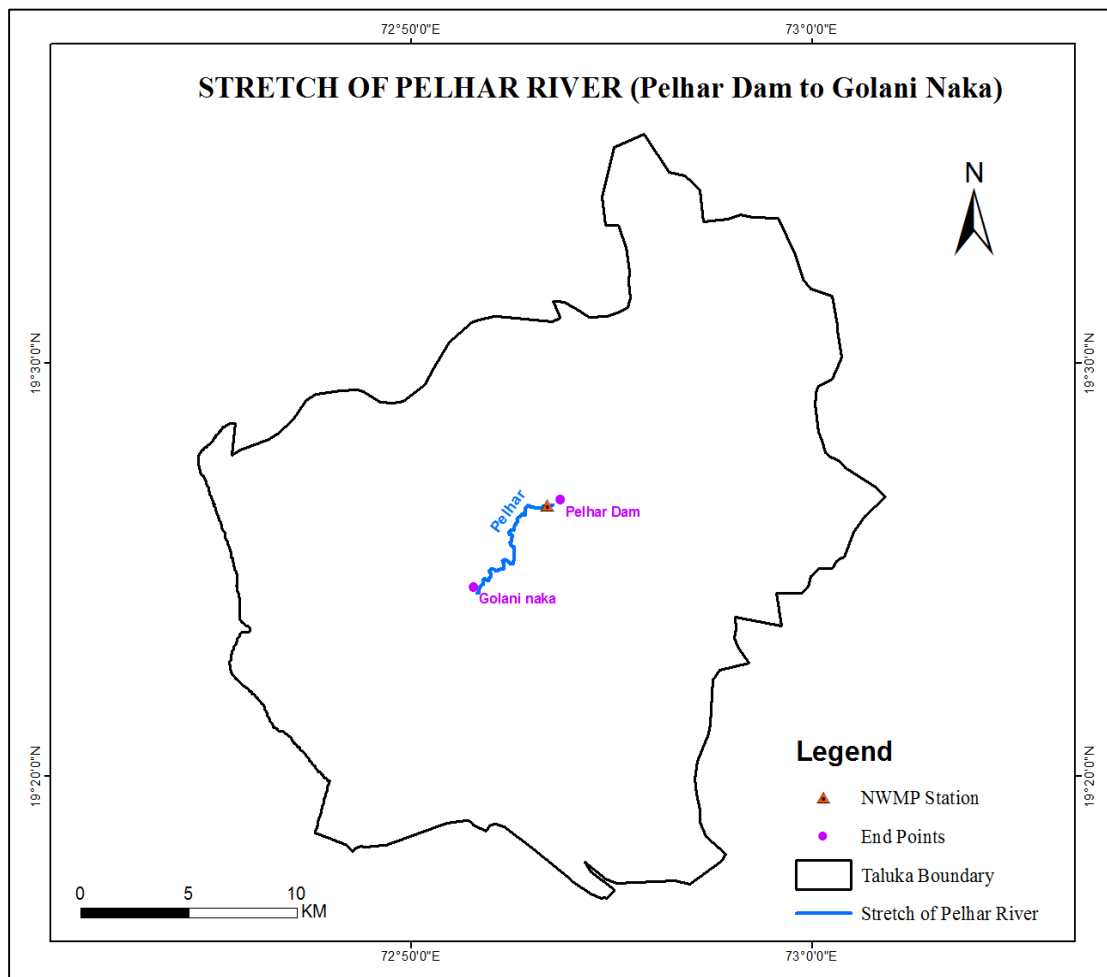
3.	Golani Naka Nalla, 30 Dewan and Shah Udyog Nagar, Vasai	Waliv Nallah, Vasai East, Vasai	0.12 MLD	3.3	0.3	0.05
----	---	---------------------------------	----------	-----	-----	------

**Table 6 Table Status of water quality of the drains**

Sr. No.	Major Drain	BOD (mg/l)	COD (mg/l)
1	Waliv Nallah, Vasai East	98.6	264.0
2	Tungar Nallah, Sativali, Vasai (E)	26.6	102.6
3	Sopara Nallah	76.0	221.3

It is observed that BOD & COD of the above mentioned drains are high indicating the amount of putrescible organic matter present & presence of oxidisable organic material.

### 1.5 Status of Water Quality



**Figure 3 Map Showing NWMP Station across Pelhar River**

Water quality of River Pelhar is assessed at one location. It is observed that Dissolved Oxygen range between 3.4 – 7.5 mg/l putting together data of three years (2016-2018) which is not meeting the criteria limit of at least 4 mg/l. The Bio-chemical Oxygen Demand (BOD) varies between 2.6 – 7.0 mg/l for similar years which is exceeding the desired level of 3 mg/l. The Chemical Oxygen Demand (COD) values ranged between 12-28.0 mg/l indicating low level of industrial pollution. The Faecal and Total Coliform numbers respectively for the years referred are in the range of 2-110 MPN/100ml and 2-350 MPN/100ml indicating significant contribution of untreated sewage. The details of parameter specific concentration are provided in the table below:



**Table 7 Status of Water Quality for Pelhar River**

Month	Year	pH	DO	BOD	FC MPN	TC MPN	Water Quality
January	2017	7.7	7.5	3.2	4	9.3	Non Complying
	2018	8.4	7	3	17	46	Complying
February	2017	8.1	7.4	3.4	8	41	Non Complying
	2018	8	7	3	17	33	Complying
March	2017	7.8	6.9	3.2	17	31	Non Complying
	2018	8.7	7.4	3	4	31	Complying
April	2017	8.2	6.5	3.2	17	49	Non Complying
	2018	7.8	7	3.8	4.5	23	Non Complying
May	2017	7.7	6.5	3.2	33	110	Non Complying
	2018	8	6.8	3.2	1.8	34	Non Complying
June	2017	7.5	6.7	3	7	21	Complying
	2018	8.4	6.2	4	4	31	Non Complying
July	2017	6.8	7.4	3	26	110	Complying
	2018	7.4	7.4	3.0	17	33	Complying
August	2017	7.8	7.3	3.2	13	79	Non Complying
	2018	7.5	6.9	3	21	79	Complying
September	2017	7	7.1	3.2	13	32	Non Complying
	2018	8	7.1	3	21	48	Complying
October	2017	7.5	6.5	3.4	8	23	Non Complying
	2018	7.5	6.9	3	2	33	Complying
November	2017	7.6	7.2	3.2	17	38	Non Complying
	2018	7.7	7.3	3	21	130	Complying
December	2017	7.8	7.3	4	8	17	Non Complying
	2018	7.9	7.2	3	21	70	Complying

It is observed from the above analysis that most maximum BOD values recorded at these three locations during the years 2017 and 2018 do not comply with the bathing standards of 3mg/l. This may be due to non-availability of the dilution water at disposal location in the river bed. The necessary dilution will be achieved by way of discharging necessary water quantum required to maintain e-flow from dam in a periodical manner. The usual water cycle of the release of water is mostly for irrigation and domestic purposes from interval of 21 days to 45days. The continuous e-flow will be achieved subject to availability of the water in the dam.

### **1.6 Status of Ground Water Quality**

Maharashtra Pollution Control Board (MPCB) regularly monitors the water quality across 250 Water Quality Monitoring Stations (WQMS) for both surface (155 on rivers, 34 on sea/creeks, 10 on drains, 1 dam) and ground water (24Borewells, 24Dugwell, 1 Handpumps, 1 Tubewell) under two programs of NWMP (National Water Monitoring Programme) project titled GEMS (Global Environment Monitoring System) and MINARS (Monitoring of Indian National Aquatic

Resources). Surface water samples are monitored every month whereas the ground water samples are monitored every six months.

### WQI for ground water

MPCB monitors ground water quality once in six months. Based on the stringency of the parameters and its relative importance in the overall quality of water for drinking purposes each parameter has been assigned specific weightage by CPCB. These weights indicate the relative harmfulness when present in water. Nine parameters (pH, Total Hardness, Calcium Hardness, Magnesium Hardness, Chloride, Total Dissolved Solids, Fluoride, Nitrate, Sulphate) are considered for calculating Water Quality Index of ground water.

Water Quality Index - Ground Water		
WQI	Water Quality	Colour Code
<50	Excellent	
50-100	Good Water	
100-200	Poor Water	
200-300	Very Poor Water	
>300	Water Unsuitable for drinking	

**Table 8 Water Quality Index for 156 locations (surface water & ground water) during January - 2019**

WQI Category	WQI	Number of WQI values in different category	
		No. of WQI	% of WQI
Good to Excellent	63-100	98	73.68
Medium to Good	50-63	12	9.02
Bad	38-50	9	6.77
Bad to Very Bad	38 and less	14	10.53
Total WQI values		133	100

### Summary:

1. 110 WQI values or 82.70 % values are in category of Good to Excellent and Medium to Good.
2. 9 WQI values or 6.77 % are in category of Bad.
3. 14 WQI values or 10.53 % are in category of Bad to Very Bad.

## Table 9 Ground water quality in Palghar District

<div style="display: flex; justify-content: space-between; align-items: center;"> <div style="text-align: left;"> <p><b>National Rural Drinking Water Programme</b> Department of Drinking Water &amp; Sanitation Ministry of Jal Shakti</p> </div> <div style="text-align: right;"> </div> </div>													
DDWS Site		Online Applications		NRDWP Reports		Data Entry		Dashboard		Download mRWS App		NRDWP Site	
<a href="#">Select Language</a>													
Format E21- Block Quality Profile For FTK Testing													
S.No.	Block	Total Sources Tested	Tested Sources Not Found Contaminated	Nos. of Sources with Single Chemical Contaminants						Nos. of Sources with Bacteriological Contaminants	Nos. of Sources with Multiple Contaminants	Nos. of Sources with Other Contaminants	
				Iron	Fluoride	Salinity	Nitrate	Arsenic	Other				Faecal Coliform
<b>Total</b>		<b>4,068</b>	<b>3,830</b>	<b>1</b>	<b>0</b>	<b>0</b>	<b>0</b>	<b>0</b>	<b>0</b>	<b>63</b>	<b>0</b>	<b>0</b>	<b>5</b>
1	Dahanu	1,061	1,043	0	0	0	0	0	0	0	0	0	0
2	Jaynar	460	466	0	0	0	0	0	0	0	0	0	0
3	Mokhada	334	335	1	0	0	0	0	0	1	0	0	0
4	Palghar	1,203	1,063	0	0	0	0	0	0	62	0	0	0
5	Talasari	108	108	0	0	0	0	0	0	0	0	0	0
6	Vasai	295	295	0	0	0	0	0	0	0	0	0	5
7	Virrangad	0	0	0	0	0	0	0	0	0	0	0	0
8	Wada	587	539	0	0	0	0	0	0	0	0	0	0
<b>Total</b>		<b>4,068</b>	<b>3,830</b>	<b>1</b>	<b>0</b>	<b>0</b>	<b>0</b>	<b>0</b>	<b>0</b>	<b>63</b>	<b>0</b>	<b>0</b>	<b>5</b>

## 1.7 Status of Industrial Effluent and treatment

Industries located in the catchment of Pelhar River are small scale industries like Engineering, Plastic Moulding, Rubber Moulding, Saree Printing, Assembling of Electrical & Electronics components, Electroplating, Corrugated Box making etc. The industrial statistics of the catchment area are given in the table below.

**Table 10 Industries statistics in the catchment area**

LSI	MSI	SSI
4	3	111
1	4	60
1	-	221

**Table 11 Particulars of Industries situated in Thane**

Sr No	Particulars	Remarks
1	Particulars of Industries in Thane	96% industries are small scale industries located in the catchment of polluted river stretch.
2	No. of Directions issued to Industries	40
3	Total water consumption and total industrial effluent generation	Total water consumption: 0.417 MLD Total effluent generation: 0.334 MLD
4	No. of industries having captive ETPs and their treatment capacity in MLD	144 effluent generating industries have captive ETPs and total capacity of the captive ETPs is 0.334 MLD
5	No. of CETPs existing in the catchment of the polluted river stretch and the treatment capacity	No CETP
6	No. of Industries that are members of the CETPs	NA
7	Gaps in treatment of industrial effluent	No gaps in the treatment of industrial effluent
8	OCEMS installation Status by Industries	Nil
9	Status of Hazardous Waste Generation and Treatment	Palghar district: Hazardous waste generation during the year 2017-18: 81345 MT Quantity of HW recycled: 29342 MT Quantity of HW disposed in secured landfill: 46679 MT Quantity of HW disposed through incinerator: 5324 MT

To monitor compliance of Consent conditions, performance of ETP, ECS and other measures, the Board officials inspect industries regularly. There are 489 industries identified under “Highly Polluting Industries”. The table below shows region-wise details of these highly polluting industries.

**Table 12 Highly Polluting Industries as on 31/3/2018.**

Industry	Amravati	Aurangabad	Chandrapur	Kalyan	Kolhapur	Mumbai	Nagpur	Nashik	Navi Mumbai	Pune	Raigad	Thane	Grand Total
Cement	-	-	5	-	1	-	1	-	-	-	-	-	7
Distillery	1	15		-	17	-	1	22	-	36	-	-	92
Dyes and Dye-intermediates	-	-	2	3	2	-	1	-	1	-	7	2	18
Fertilizer	1	2	-	-	-	1	1	4	-	1	3	-	13
Integrated Iron and Steel	-	-	1	-	1	-	4	-	-	1	2	-	9
Oil Refinery	-	-	-	-	-	2	-	-	-	-	-	-	2
Pesticide	-	-	-	1	5	-	-	1	3	-	3	3	16
Pharmaceuticals	-	13	-	12	4	-	-	2	15	9	14	23	92
Pulp & Paper	-	-	1	-	-	-	-	-	-	1	-	-	2
Sugar	1	55	2	-	41	-	5	35	-	63	-	-	202
Tannery		1	-	-	-	-	-	-	-	-	-	-	1
Thermal Power Plant	2	1	7	-	2	1	12	3	-	-	-	1	29
Petrochemical	-	-	-	-	-	-	-	-	1	-	5	-	6
Grand Total	5	87	18	16	73	4	25	67	20	111	34	29	489

## 1.8 Waste Management

### 1.8.1 Solid Waste Management

In the state of Maharashtra there are total 271 local bodies, comprising of 27 Municipal Corporations, 16- 'A' Class Municipal Council, 54- 'B' Class Municipal Council, 154- 'C' Class Municipal Council, 14- Nagar Panchayat, 06-Cantonment Board generating about 22897.83 MT of municipal solid waste every day, of which the Contribution in terms of percentage by the corporation is 84.72 %, by A class council is 4.25 %, by B class council is 5.04 % , by C Class Council is 5.07 % and by Others is 0.96 %. The overall percentage of treatment is 34.70 % i.e. 7945.544 MT/day quantity is treated and the remaining is disposed in an unscientific manner. Out of 27 Municipal corporations, 24 Corporations have obtained Authorization from MPCB for

22 Nos of approved sites having processing & disposal facilities and same are in operations. 109 Nos. of Municipal Councils having partially processing & disposal facilities.

Total generation of MSW from Vasai-Virar Municipal Corporation is about 630 MT/month. All MSW generated is disposed by dumping without treatment.

### 1.8.2 Bio-medical waste Management

Total Bio-medical waste generation in Palghar district is 530 kg/day. All waste is collected, transported and treated at CBMWTSDF located at BIDCO Industrial Estate, Palghar. The CBMWTSDF has installed capacity of Incinerator 75 Kg/Hr and Autoclave with installed capacity of 50 litre/cycle.

### 1.8.3 E-Waste management

- Maharashtra Pollution Control Board awarded work order to M/s. IRG Systems South Asia Pvt. Ltd. to carry out inventorisation of E-Waste generation in the State of Maharashtra.
- Interim inventorisation report is submitted to MPCB and final report will be ready within one month.
- As per the Interim inventory report submitted to MPCB, the E-Waste generation for the year 2015 is approx. 6,46,509 MT.
- **Number of authorized dismantlers/ recyclers in the state of Maharashtra**

Present Status of E-Waste dismantling and recycling capacity			
1	E-Waste Dismantlers	70	77525 MTA
2	E-waste Recyclers	08	
	<b>Total</b>	78	

- E-Waste Treated (Recycled/Dismantled)
  - Year 2015-16 : 4041.72 MT
  - Year 2016-17 : 6720.69 MT
  - Year 2017-18 : 7031.5 MT
- CPCB has approved EPR of 261 producers for Maharashtra. The list of the producers is enclosed here.
- Annual report for the year 2017-18 is submitted.

### Action Taken by MPCB

- MPCB is undertaking regular monitoring of EPR Authorization conditions and regular inspection of the collection points/ centers mentioned in EPR Plan.
- MPCB has issued Directions u/s 5 of the Environment (Protection) Act, 1986 read with E-waste (Management) Rules, 2016 to all Municipal Corporations in Maharashtra on 06/12/2018 for provision of collection centres.
- Co-ordination with Various State Government Departments
- Co-ordination with Urban Local Bodies (Municipal Committee /Council /Corporation).
- Awareness through Public Notice

**Constraints:**

- Channelization E-waste from informal sector to formal sector.
- Awareness about impact of E-waste on Environment and Rules of E-waste is required.
- Authorized collections and Segregation centers are required to be established by Local Bodies.

**1.8.4 Hazardous Waste Management**

The state of Maharashtra has four Common Hazardous Waste Treatment, Storage and Disposal Facilities. These facilities are located at MIDC Taloja, Trans-Thane Creek Industrial Area, MIDC Ranjangaon, Pune and MIDC Butibori, Nagpur. These facilities collectively handle 340,847 MT of Hazardous waste per annum.

There are 1579 Hazardous waste generating industries in Thane region. These industries generated about 142003.31 MT of Hazardous waste in year 2017-18. The HW from Thane is scientifically disposed through CHWTSDF at Trans Thane Creek Waste Management Association, MIDC Mahape, Navi Mumbai having capacity – Landfill –21,600 MT/A.

Out of the 81345 MT generation during the year 2017-18, 46679 MT was Landfillable, 29342 MT was Recyclable and 5324 MT was Incinerable.

**Table 13 Status of Waste Management in Thane**

Sr. No	Particular	Remarks
1	Total MSW Generation	Total generation of MSW – 630 MT/day.
2	Existing MSW treatment and disposal facilities	630 MT/day MSW disposed through dumping
3	Bio-medical waste Management	Palghar district: Total generation: 530 kg/day Total collection and treatment: 530 kg/day
4	E-Waste management	E-waste generated by industries is sent to MPCB authorized E-waste reprocessor.
5	Hazardous Waste Management	<ul style="list-style-type: none"> <li>• There are 615 Hazardous waste generating industries in Palghar district. These industries generated about 81345 MT Hazardous waste in year 2017-18.</li> <li>• The HW from Palghar district is scientifically disposed through Trans Thane Creek Waste Management Association, MIDC Mahape, Navi Mumbai</li> <li>• CHWTSDF capacity – Landfill – 21600 MT/A</li> </ul>

### **1.9 Dream Project of Government of Maharashtra (GOM), Namami Chandrabhaga**

GOM, has announced Namami Chandrabhaga Abhiyan on 18/03/2016 in the Budgetary Assembly Session of 2016-17. Namami Chandrabhaga is an initiative taken to revive and rejuvenate the river Chandrabhaga and to restore its historic glory. Considering the religious, social and economic importance of the river Chandrabhaga, the Government of Maharashtra has decided to prepare a comprehensive plan for cleaning of the river on the lines of ‘Namami Gange’. Hon’ble Finance Minister, GOM, directed to issue the GR about finalization of working System of the Abhiyan, vide letter dt. 07/04/2016. The aim of the Namami Chandrabhaga Abhiyan is to make the Chandrabhaga river pollution free and conserve its purity and sanctity up to year 2022 and others are as mentioned below:

- To maintain the permanent minimum continuous flow of water in the river bed.
- To construct weirs in the river bed for maintaining water level.
- To maintain & keep minimum environmental flow of water.
- To make available sufficient public bathrooms & toilets as well as mobile bio-toilets to the publics during Pandharpur yatras.
- To install STP’s for treatment of domestic wastes and scientific disposal facilities for solid waste generated from the villages & cities located on the bank of Chandrabhaga river.
- To carry out the beautification & forestation of river banks.



- To make reuse/recycle of treated industrial water generated from the industries and industrial estates located in the catchment area of Chandrabhaga river.
- As per the local need to work for public participation and development of pilgrimage area.

### **“Namami Chandrabhaga Pradhikaran”**

Established under the Chairmanship of Hon’ble Chief Minister, GoM & Co-Chairmanship of Hon’ble Finance Minister, GoM, having Divisional Commissioner, Pune as Member Secretary.

### **“High Power Committee”**

Established under the Chairmanship of Hon’ble Chief Secretary, GoM of Maharashtra having Divisional Commissioner, Pune as Member Secretary.

In this context, the Government has identified CSIR National Environmental Engineering Research Institute (CSIR-NEERI) as ‘Nodal Technical Expert Agency’ the project. Bhima river originates in Bhimashankar in Pune district. But when it reaches Pandharpur, it appears like a crescent moon, thus deriving the name Chandrabhaga. It flows in a 370-km stretch between Pune and Solapur districts. CSIR-NEERI was already involved by the Maharashtra Government to provide technological solutions for sanitation and sewage treatment at important cities and pilgrim centers like Nashik and Pandharpur. Furthermore, is retained CSIR-NEERI for technological interventions during the execution of the Project ‘Namami Chandrabhaga’. The Maharashtra Government intends to cleanse and make the holy river Chandrabhaga pollution free by the year 2022.

Similarly, on the line of Namami Chandrabhaga Maharashtra Government is in process of undertaking various projects for clean-up of other rivers in the State.

### **1.10 Involvement of Civil Society/Creation of awareness**

For sustainable development it is necessary to promote and create environmental awareness among communities, businesses and governments. Therefore the Board organizes various environmental awareness programs across the State of Maharashtra. During the year 2017-18 the following programs on environmental awareness were conducted by the Board.

Month	Subject	Details
22nd April 2017	World Earth Day	Public awareness messages published in leading newspapers namely Dainik Samna, Sakaal, Divya Marathi, Loksatta, Indian Express, Lokmat, Maharashtra Times of India, DNS, Hindustan Times and Midday on the occasion of World Earth Day.
5th June 2017	World Environment Day celebration	The main event was organized at the Yashwantrao Chavan Auditorium, Mumbai on 5th June, 2017 on occasion of World

Environment Day. Hon'ble Chief Minister of Maharashtra, Shri Devendra Fadnavis, Hon'ble Minister of Environment, Shri Ramdas Kadam and Member Secretary of MPCB, Dr. P. Anbalagan attended this event. During this event, award ceremony for Vasundhara Award competition organized for industries, municipal corporations and CETPs was carried out. On the occasion of World Environment Day, Vasundhara Short Film Competition based on the environment was announced by Hon'ble Chief Minister of Maharashtra at the main event. This competition will be organized for professionals as well as amateurs.

During this event, the award ceremony for Photothon 2017 took place. This ceremony was presented by Member Secretary of MPCB, Dr. P. Anbalagan. Villages which had participated in the water conservation activity 'Jalsanvardhan Panchayat – Ek Lok Chalwal' organized by Maharashtra Pollution Control Board, Vanrai Pune and Zee 24 Taas were awarded at the hands of Hon'ble Chief Minister of Maharashtra for their exceptional performance. During this event, a short film festival related to the environment was organized for three days at Yashwantrao Chavan Centre, Mumbai with assistance from Enviro-Vigil and as a joint effort by MPCB and Environment Department, Government of Maharashtra. A large number of environmentalists attended this festival. At this time, discussion sessions with directors, producers, environment experts and analysts were also organized.



**Hon'ble Shri Devendra Fadnavis, Chief Minister, GoM lighting the lamp during inauguration of the World Environment Day program held at Y. B. Chavan Auditorium, Mumbai on 5th June 2017. Hon'ble Shri Ramdasji Kadam, Minister for Environment, GoM, Shri Sumit Mallik (IAS), Chief Secretary, GoM and Dr. P. Anbalagan (IAS), Member Secretary graced the occasion with their august presence.**



**On the eve of World Environment Day on 5th June 2017, Hon'ble Shri Devendra Fadnavis, Chief Minister, GoM giving away Vasundhara Awards to the entrepreneurs who have introduced best environment-friendly practices in their industry, at Y. B. Chavan Auditorium, Mumbai.**

5th June 2017	World Environment Day	On the occasion of World Environment Day (5th June, 2017) public awareness messages were published in Maharashtra Times, Time of India, Loksatta, Indian Express, DNA, Hindustan Times, Midday (Gujarati, Urdu and English), Lokmat, Dainik Sakaal, Samna, Divya Marathi and in other leading newspapers. Information about various control measures adopted for pollution control was published in this section on behalf of MPCB.
5th June 2017	World Environment Day	On the occasion of World Environment Day (5th June, 2017) public awareness programs related to the environment, canvas paintings with messages about the environment, brainstorming on public awareness and various other activities were organized by We Love India on 5th June, 2017 at Bandra. Famous movie artists, sportspersons and Hon'ble Environment Minister for State were present during these activities.
4th July 2017	'Paryavaranachi Vaari Pandharichya Daari'	An environmental public awareness campaign namely 'Paryavaranachi Vaari Pandharichya Daari' was organized on the occasion of Aashadhi Ekadashi and the foot pilgrimage to Pandharpur. As environmental issues are equally detrimental to urban and rural areas, fundamental messages such as plastic waste removal, proper use of water, electricity and natural resources, use of limited electrical power for agriculture, use of organic fertilizers, proper waste management of wet waste and dry waste were spread among the 10 lakh devotees who had gathered for the Pandharpur pilgrimage. These messages were made public through folk art, popularly known as Kirtan, Bharud, and Povada. In this 15 day long pilgrimage, Sangeet Natak Academy award winner, Smt. Chandabai Tiwari,

		<p>famous Shahir Shree Devanand Mali and Hari Bhakta Parayan Shri Dnyaneshwar Maharaj Wabale created public awareness through Bharud, Povada and Kirtan respectively. This year's Pandharpur pilgrimage was inaugurated at Pune by Hon'ble Minister of State of Environment, Shri Ramdas Kadam. Honorable dignitaries such as Member Secretary of MPCB, Dr. P. Anbalagan and Hon'ble Mayor of Pune were present at this event. Guidance for this pilgrimage was sought from Dr. Prakash Khandge, a well-known researcher of folk arts. The conclusion of this pilgrimage was organized on the eve of Aashadhi Ekadashi in the presence of Hon'ble Chief Minister, Shri Devendra Fadnavis, Mrs. Amruta Fadnavis, Cabinet Minister (Solapur), Shri Vijay Deshmukh, Minister of Water and Sanitation, Shri Babanrao Lonikar, Senior Cabinet Minister, Shri Mahadev Jankar, Member Secretary of MPCB, Dr. P. Anbalagan and other honorable dignitaries.</p>
--	--	---



**Hon'ble Shri Devendra Fadnavis, Chief Minister addressing pilgrims on the eve of environment public awareness campaign at Pandharpur on 4th July 2017, in the presence of Dr. P. Anbalagan (IAS), Member Secretary, GoM.**

<p>August 2017</p>	<p>92.7 Big FM Big Green Ganesha</p>	<p>The Big Green Ganesha activity was co-organized by 92.7 Big FM and MPCB in the city of Mumbai. During this activity, the Big Green Ganesha van encouraged citizens at various locations to celebrate an eco-friendly Ganesh festival and to donate newspaper scrap for the even. During Ganesh festival a special studio was set up at Lalbaghcha Raja in Mumbai city for 10 days. At this time, Hon'ble Chief Minister of Maharashtra, Hon'ble Minister for Environment, Hon'ble State Minister for Environment and film celebrities spread messages for public awareness.</p>
<p>August 2017</p>	<p>Zee 24 Taas Eco-Friendly Household Ganesh Festival Competition</p>	<p>The Household Eco-friendly Ganesh Festival Competition was organized at the state level as a joint venture by MPCB and Zee 24 Taas. This competition has a large number of participants. Citizens celebrating household in a unique way had participated in this competition from all over the state. Response to this competition has been increasing over the</p>

		years.
August 2017	ABP Maza Eco-Friendly Ganesh Festival Competition	A special public awareness campaign regarding celebrating an eco-friendly Ganesh festival in housing societies in major cities in the State was organized by MPCB and ABP Maza, a news channel. News about eco-friendly Ganesh festival celebrated in housing societies at cities such as Mumbai, Pune, Nashik and Nagpur was broadcast through the channel. Special programs on eco-friendly Ganesh festival celebrations at housing societies were also broadcast on the ABP Maza television channel. Well-known celebrities from Marathi film industry, Sayali Sanjeev and Rushi Saxema advertised the competition organized for celebrating an eco-friendly Ganesh festival through promos. Winners in this competition were awarded certificates by MPCB and Prasad. Public relations officer of MPCB was present at this time. These celebrities visited MPCB's Mantralaya. Special news regarding the event was broadcast by ABP Maza television channel.
August 2017	Household Eco-Friendly Ganesh Festival Competition 2017 organized by Loksatta and MPCB.	Eco-friendly household Ganesh festival decoration competition was organized jointly by MPCB and Loksatta at 6 divisions of Loksatta newspaper at Mumbai, Pune, Nashik, Nagpur, Ahmednagar and Aurangabad. More than 2000 people competed in this event. Prize distribution of this competition took place at Yashwantrao Chavan Pratishthan at the hands of Hon'ble Minister for Environment, Shri Ramdas Kadam, State Minister for Environment, Shri Pravin Pote-Patil and Member Secretary of MPCB, Dr. P. Anbalagan. A special column regarding this event was published in all editions of Loksatta newspaper.
August 2017	Eco-Friendly Ganesh Festival UFO Digital Movies financial assistance.	Public awareness messages by celebrities from Marathi and Hindi film industry were publicized at 205 digital theatres by UFO Digital Movies for two weeks to promote an eco-friendly Ganesh festival.
August 2017	Financial assistance for DNA Eco Ganesha public awareness campaign organized by DNA and MPCB.	To celebrate an environment friendly Ganesh festival, eco-friendly Ganesh idols based on the five natural elements were installed in selected malls in Mumbai city on behalf of the MPCB and DNA. MPCB played the role of co-convenor in this campaign organized by DNA. Prominent celebrities from the Hindi film industry participated in this campaign.
August 2017	Financial assistance for public awareness activity, Times Green Ganesha.	Eco-Green Ganesha competition was organized jointly by Environment Department of MPCB, Government of Maharashtra and Times of India group for public Ganesh festival organizations and housing societies in Mumbai and Pune. During this campaign, public awareness activities were conducted in various malls, movie theatres and colleges. Eco-friendly Ganesh festival workshops were conducted for school students. Various activities and cleanliness campaigns were conducted by college students for the eco-friendly Ganesh ambassador during Ganesh idol immersion at Girgaon

		Chowpati, Juhu beach and Versova beach at Mumbai. This campaign was launched by popular actor, Vidyut Jammwal and Hollywood Director, Chuck Russel at Lala Lajpat Rai College. A special film for public awareness had been created by Times group for this campaign. A dedicated column for this campaign was published for 10 consecutive days in the newspaper, Times of India.
August 2017	Eco-Ganesha Public awareness campaign organized by Dainik Samna and MPCB.	Eco-friendly public Ganesh festival was organized at Mumbai, Pune and Aurangabad with assistance from the newspaper, Dainik Samna. The prize distribution event was conducted in the presence of Hon'ble Minister for Environment, Shri Ramdasbhai Kadam and Member Secretary, MPCB, Dr. P. Anbalagan.
	<p><b>Hon'ble Shri Ramdasji Kadam, Minister for Environment, GoM giving away prizes to the participants on the eve of Eco-friendly Ganesh Public awareness campaign in the presence of Dr. P. Anbalagan (IAS), Member Secretary, MPCB</b></p>	
August 2017	Public awareness messages about eco-friendly Ganesh festival displayed on Times OOH BEST bus stop shelters.	Public awareness message of 'Celebrate a pollution-free Diwali' by Hon'ble Chief Minister, Hon'ble Minister for Environment and Hon'ble State Minister for Environment were displayed on bus stops in Mumbai city for a period of 15 days.
August 2017	Eco-friendly Dahi Handi 2017.	Eco Friendly Dahi Handi Festival 2017 was organized in association with IDEAL Book Company and MPCB. In this program, anti-noise pollution awareness rally was organized by famous Marathi film industry celebrities on the Open Deck Bus Service of Best Transport Service. Notable film and TV celebrities were present at this rally. On the eve of Dahi Handi, this rally was organized in the presence of street-play celebrities in Dadar, Lalbagh area. Eco-friendly Dahi Handi was smashed in the presence of young celebrities from Zee TV and ETV. At the time, in front of Chhabildas High School in

Dadar, the noise-free eco-friendly Dahi Handi was smashed along with celebrities from the film and theatre industry. Public Relations Officer, MPCB was present during this event.



Anti-noise pollution awareness rally on the eve of Dahi-handi (Gopalkala) festival was organized with participation of famous Marathi film industry celebrities on the Open Deck Bus Service of Best Transport Service in the month of August 2017.



Anti-noise pollution awareness rally on the eve of Dahi-handi (Gopalkala) festival was organized with participation of famous Marathi film industry celebrities on the Open Deck Bus Service of Best Transport Service in the month of August 2017.

October 2017	Public Awareness message for Diwali on television.	A public awareness message saying 'Celebrate a pollution-free Diwali' by celebrities from the film industry was broadcast by the television channels Zee 24 Taas, ABP Maza, IBN Lokmat, Star Pravah, Mi Marathi, TV9 Maharashtra, Saam TV, Jay Maharashtra and Maharashtra One.
October 2017	Public Awareness message for Diwali on FM radio.	A public awareness message saying 'Celebrate a pollution-free Diwali' was broadcast on leading FM Radio channels in the State.

October 2017	Diwali Bus Stop messages in Mumbai, Pune and Nagpur.	A public awareness message saying 'Celebrate a pollution-free Diwali' by Hon'ble Chief Minister of Maharashtra, Hon'ble Minister for Environment and Hon'ble State Minister for Environment were displayed on bus stops in the cities of Mumbai, Nagpur and Pune for a period of 15 days.
October 2017	Pollution-free Diwali Resolution Campaign Pledge 2017.	Pollution-free Diwali Resolution Campaign Pledge 2017 was organized at Mantralaya to promote celebration of a pollution-free Diwali. A pollution-free Diwali was pledged by students from schools and colleges from the entire State in the presence of Hon'ble Chief Minister of Maharashtra, Shri Devendra Fadnavis. Hon'ble Minister for Environment, Shri Ramdas Kadam, Hon'ble Minister of Water Resources & Irrigation, Shri Girish Mahajan, Hon'ble State Tourism Minister, Shri Jaykumar Rawal, Hon'ble Additional Chief Secretary of Environment Department, Shri Satish Gavai, Hon'ble Chairman of Maharashtra Pollution Control Board, Shri Milind Mhaiskar and Hon'ble Member Secretary of MPCB, Dr. P. Anbalagan attended this event. Students from various colleges in Mumbai also attended this event. Live telecast of this event was broadcast on leading news channels in the State. News about this event was published in leading newspapers in the
Marc 2018	Eco-Friendly Holi.	From the last few years, the widespread public awareness campaigns organized by Maharashtra Pollution Control Board to promote the celebration of an eco-friendly Holi have been receiving an increasing response. This year on behalf of the MPCB, eco-friendly colours were distributed for free to employees and officers from MPCB, Hon'ble Ministers from Mantralaya, Hon'ble Secretaries, Hon'ble Chairman, Hon'ble Speaker and Members of Legislative Assembly and Legislative Councils. Messages to promote the celebration of an eco-friendly Holi were broadcast on television and radio channels.



## **1.11 Greenery Development Plan of Forest Department, Government of Maharashtra**

Government of Maharashtra has been instrumental in increasing tree and forest cover all over the State. GOM through its Forest Department has announced The Plantation Program in 2016 with the aim of planting 2Crore trees on 1st July 2016 was a resounding success with the final total reported figure of 2.82Crore saplings planted on a single day. After the successful implementation of 2Crore plantation program on 1st July, 20 16, the Government of Maharashtra has designed the 50Crore plantation program for 3 consecutive years viz. 4Crore, 13Crore and 33Crore for 2017, 2018 and 2019 respectively. 10% Bamboo, mangrove and medicinal plantation is also incorporated in this plantation drive.

In the Second Phase, though the target was of 4Crore plantation from 1<sup>st</sup> to 7<sup>th</sup> July, 2017, actually 5.43Crore seedlings were planted due to overwhelming response of Government employees and people at large. These saplings programs are driven with the involvement of 33 Government Departments along with Students of Schools and Colleges, NSS, NCC, CSR, NGOs, Railways, National Highways, Defense, NABARD and other stakeholders of Society.

"Limca Book of World Records" has taken cognizance of these remarkable achievements of Forest Department relating to plantation in 2016 and 2017 and felicitated with certificates. Thus Maharashtra is the first State in India who acquired the place three years consequently in "Limca Book of Records".

In the Third Phase, against the target of 13Crore plantation in 2018 between the period from 1<sup>st</sup> to 31<sup>st</sup> July 2018 we could plant 15.88Crore trees, again exceeding the said target. The response of the public was overwhelming.

GoM continued this good work for the protection, enrichment and secure environment through various Schemes and Programs. In the Fourth Phase, the year 2019 represents the most significant and important step in completing this Mission of 50 crore plantation. In this year it was intended to plant 33Crore saplings throughout Maharashtra. Preparation and Planning for the success of this year's target have been initiated from 3rd August, 2018 i.e. immediately after completion of 13Crore Plantation Program. Forest Officials along with Revenue machinery and all administrative departments are working extremely hard with the active support of all sections of the society. The details of this 2 Crore, 4Crore, 13Crore & 33Crore plantation program are attached as Annexure I, II, III & IV respectively.

In an attempt to boost conservation and protection of forests and wild life in Maharashtra, the State Forest Department has launched a drive aimed at roping in citizens to help the department in their massive 50Crore trees plantation drive. A dedicated website [greenarmy.mahaforest.gov.in](http://greenarmy.mahaforest.gov.in) has been developed for registration of individuals and organizations as member of Green Army. I am happy to say that up-till now around 60 lakh

members have been registered and we hope we could cross the 1Crore membership in near Future.

For maintaining the transparency, accountability and credibility, all the data relating to site selection for plantation with Geo-Tagging, development of Nurseries, digging of pits, availability of manpower, actual plantation and survival of the trees planted etc. is uploaded on the Digital Platform of Forest Department so that people can access the data at any given point of time. This has helped to build confidence amongst the people and their ever increasing participation in the plantation programme.

For the registration of plantation by the individuals, private NGOs and other stakeholders of society the mobile application called "My Plants" has been developed. Similarly, the programs like "Saplings at the Door Step", "Digital visibility on social media", "publicity campaign" are being implemented for greater public participation.

In Marathwada region of the State having low forest cover, a dedicated "Eco-Battalion" has been established at Aurangabad for tree plantation and its protection under the Defense Ministry of GIO considering establishing two more companies of this force at Beed & Latur.

The Forest Department is trying its level best to increase the Forest and Tree cover in the State by various innovative ideas by involvement of people in the plantation & its protection especially on Non-Forest areas as forest area is limited. Massive tree plantation program in urban & rural areas under the scheme "Nurturing Trees is Worshiping Nature" has been launched by the Govt. in line with Ranmala Village in Khed Taluka of Pune District.

The Tree based Agriculture under Mahatma Gandhi National rural Employment Guarantee Scheme (MG-NREGS) Kanya Van Samruddhi Yojana, Bhausaheb Phundkar Horticulture Plantation Programme in co-ordination with Agriculture Department, Sericulture Plantation in coordination with Textile Department, Riverside Plantation are some of scheme initiated for increasing green cover in the Non- Forest areas.

- Status report on Forest for 2017 at all India level has been published by "Forest survey of India" in February 2018 vis-a-vis status of forest & related sectors in 2015. As far as Maharashtra is concerned the findings are as follows:
- Tree cover on non-forest area has increased by 273Km.sq – Maharashtra is a leading state
- Mangrove cover has increased by 82Km.sq - Maharashtra is a leading state
- Water bodies in forest areas has gone up by 432 km.sq – Maharashtra is having higher rank
- Increase in the bamboo plantation area by 4462 km.sq – Eventually Maharashtra is placed highest in the country.

## 1.12 Plan for Restoration of Water Quality

**Table 14 Time Bound Action Plan for Pelhar River**

Sr. No.	Target/Action Plan Expected	Agency / Organization	Expected Duration for Implementation
1	Provide STP for treatment of sewage generation from cities and villages along the river to avoid contamination of River	Vasai-Virar Municipal Corporation	2 Years
2	Provide Effective MSW treatment Facility in the villages/towns located on the bank of river to avoid contamination of River	Vasai-Virar Municipal Corporation	1.5 Years
3	Common toilets should be constructed in all areas to be covered. Stop open defecation and awareness program should be conducted in these areas	Vasai-Virar Municipal Corporation	3 Months
5	Installation of In-situ nallah clean-up system so as to avoid entering of sewage into the river through nallah.	Vasai-Virar Municipal Corporation	6 Months
6	Organize awareness programs about environment pollution	Vasai-Virar Municipal Corporation	1 Month
7	Proper arrangements for tabelas/ gaushallahs. Waste generated from such places shall be treated in scientific manner.	Local Body	6-8 Months

## 1.14 Proposed plans for maintaining e-flow

River flows only in Monsoon season & whenever dam water is released. The amount water released from dam is such that, will not over flow from next weir at the downstream.

### Recommendations:

1. All domestic sewage should be properly treated and its entry into river water should be prevented. The treatment can be carried out as follows:
  - a. For small villages (population less than 1000) -- root zone technology, phytoremediation techniques
  - b. For small villages or municipal councils (Population 1000 to 10000) – underground drainage system (100%) can be developed.
  - c. For towns and cities (Population more than 10000) – underground drainage system (100%) can be developed.
2. Natural and cost effective waste water technology like Phytoid-STP shall be implemented.
3. Installation of RENEU (Restoration of nallah with ecological units) for the treatment of running sewage in the drain without disturbing shape /structure of nallah.
4. Treatment shall be provided for the small scale industries also.

5. Awareness campaign or program should be undertaken by agriculture department to restrict fertilizer/Pesticide and promote Bio-fertilizers near Rives 3 Km, 5 Km, 10 Km distance and sale of Fertilizers and Pesticides should be strictly monitored.
6. Dumping of garbage near by the river or in open shall be strictly prohibited.
7. Underground drainage system should be done in all areas (100%) for waste water.
8. Wastewater Treatment Plants should be constructed and operated calculating future population growth and to be constructed in capacity and operated.
9. All hospitals or groups should start treatment plants for domestic and solid waste.
10. It is necessary that Vasai Virar City Municipal Corporation (VCCMC) to initiate necessary steps to control discharge of animal dunk & waste water generated from Tabelas/gothas in to Pelhar River.
11. The industries are operated in scattered manner & located in Private Industrial Estates. So it is necessary to locate such type of industrial clusters & initiate necessary legal actions to curb the pollution nuisance.
12. Source segregation of solid waste shall be practiced.
13. MPCB shall ensure & take strict action against activities like releasing untreated waste water without treatment on Land, Open Pits, Ducts, Wells, Tanks, etc.
14. Municipal Council/Corporation should be alert from biomedical solid waste, should not be mixed with domestic waste or wastewater.
15. Wastewater generated from other business like River bank service stations, Slaughter house, Meat & Fish market, Hotels, mess, lorries etc. likewise types of business more or less wastewater generated shall be collected & treated at the source itself.
16. Compulsory application of water meter for consecutive use & installation online monitoring systems
17. Agriculture department and MPCB should take necessary actions to control the use of chemicals in the fields.
18. Awareness should be created among the farmers on the use of chemicals in the fields.
19. Installation of online monitoring system for water quality & GIS platform for creating & maintaining database.
20. Awareness campaign shall be conducted by the council.

**Table 15 Timelines for Implementation of Restoration Plan**

<b>Activities/Year</b>	<b>2017</b>	<b>2018</b>	<b>2019</b>	<b>2020</b>	<b>2021</b>	<b>2022</b>
<b>Reconnaissance Survey</b>						
<b>Water Quality Sampling</b>						
<b>Preparation of Action Plan</b>						
<b>Propose and Execution (Setting up of STPs &amp; MSWM system)</b>						
<b>Augmentation of River Flow if any and restoration of water quality</b>						