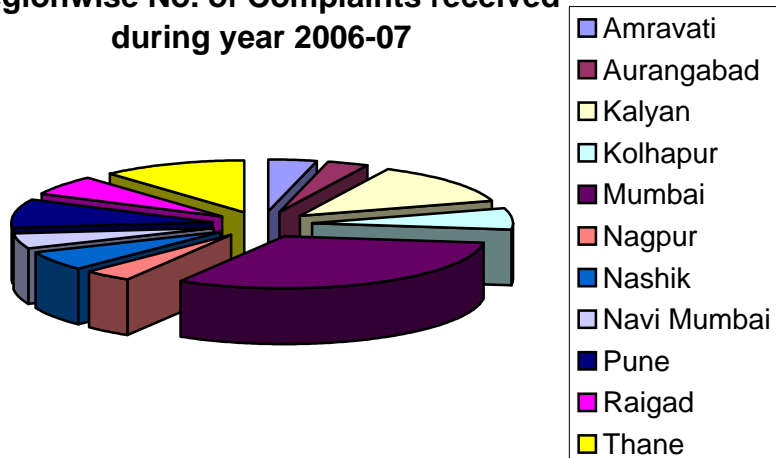


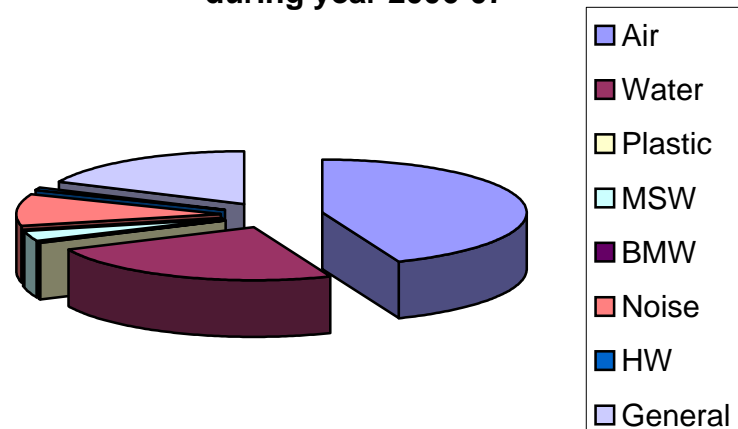
## Region & Categorywise Complaints received during Year 2006-07

Category	Numbers	Amravati	Aurangaba	Kalyan	Kolhapur	Mumbai	Nagpur	Nashik	avi Mumba	Pune	Raigad	Thane
Air	161	10	5	22	4	59	9	11	4	12	9	16
Water	89	1	2	13	13	16	3	8	5	7	8	13
Plastic	1	0	0	0	0	0	0	0	0	0	0	1
MSW	11	0	0	3	0	3	0	0	0	2	1	2
BMW	0	0	0	0	0	0	0	0	0	0	0	0
Noise	36	2	2	7	1	14	1	0	2	5	0	2
HW	3	0	0	0	0	0	0	1	1	0	0	1
General	66	1	3	3	7	24	1	3	5	7	4	8
<b>TOTAL</b>	<b>367</b>	<b>14</b>	<b>12</b>	<b>48</b>	<b>25</b>	<b>116</b>	<b>14</b>	<b>23</b>	<b>17</b>	<b>33</b>	<b>22</b>	<b>43</b>

Regionwise No. of Complaints received during year 2006-07

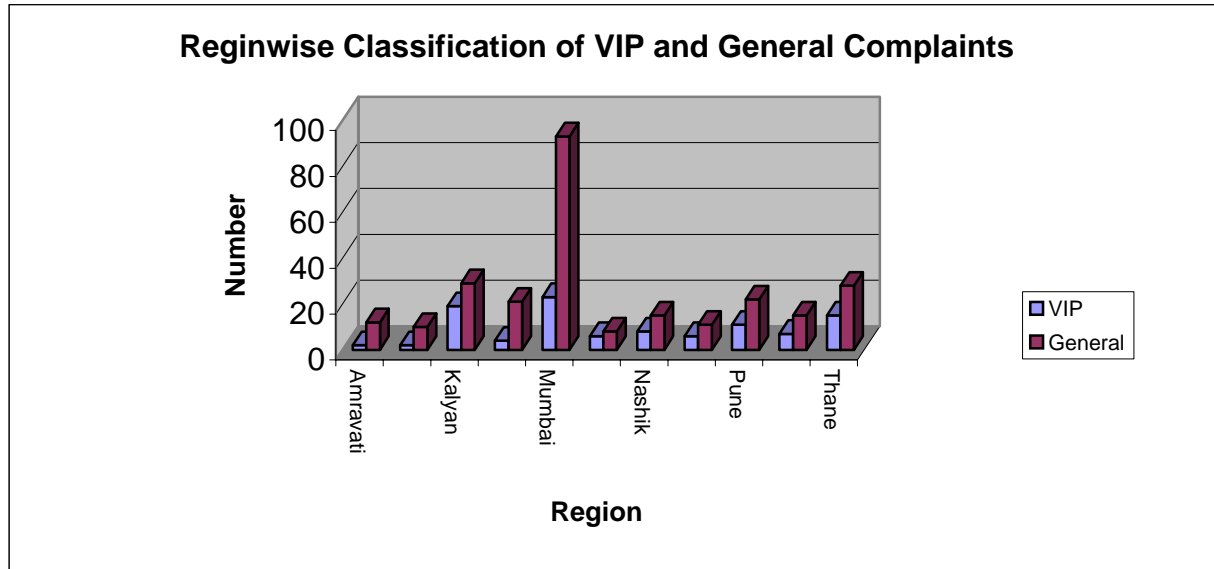


Categorywise Complaints received during year 2006-07



**Classification of Complaints Under VIP & General Category**

Region	Number	VIP	General
Amravati	14	2	12
Aurangabad	12	2	10
Kalyan	48	19	29
Kolhapur	25	4	21
Mumbai	116	23	93
Nagpur	14	6	8
Nashik	23	8	15
Navi Mumbai	17	6	11
Pune	33	11	22
Raigad	22	7	15
Thane	43	15	28
<b>TOTAL</b>	<b>367</b>	<b>103</b>	<b>264</b>



]