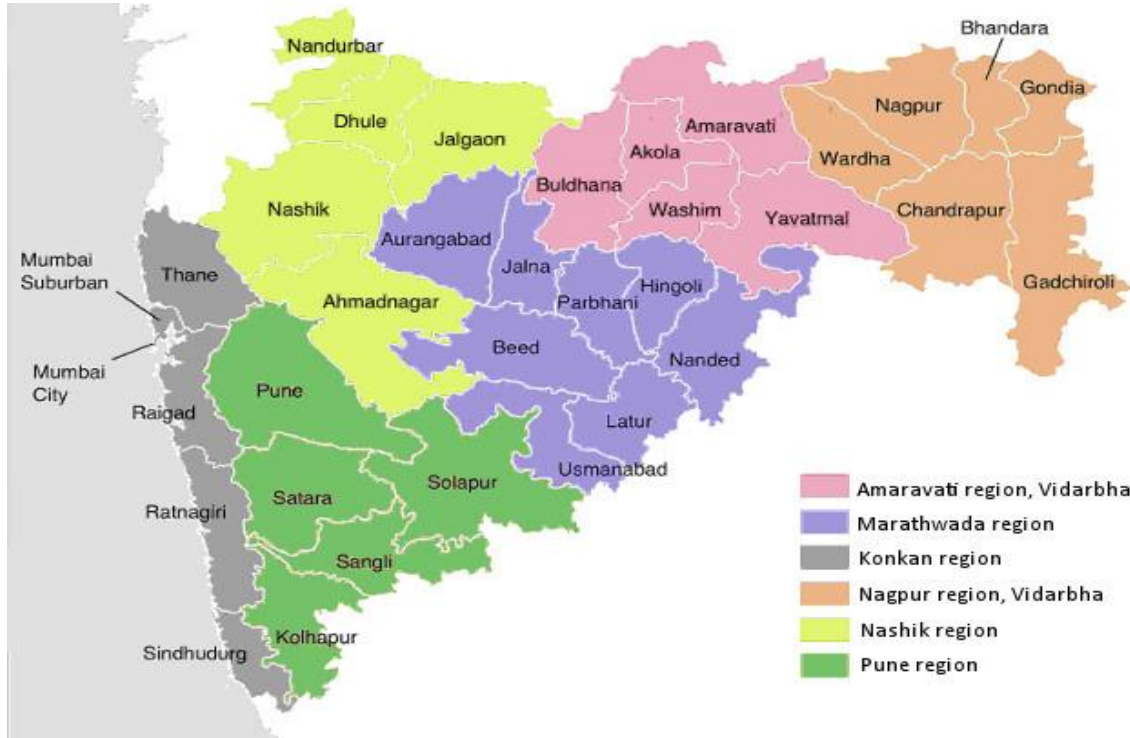


**Annual Report
on
Construction and Demolition Waste Management
Rules, 2016.
FOR THE STATE OF MAHARASHTRA**



(2021-2022)



Maharashtra Pollution Control Board

महाराष्ट्र प्रदूषण नियंत्रण मंडळ

Kalpataru Point, Sion Circle, Sion (East),
Mumbai 400 022


MAHARASHTRA POLLUTION CONTROL BOARD

ANNUAL REPORT – 2021-2022

Form- IV

See Rule[8](3)]

To,
The Chairman
Central Pollution Control Board
Parivesh Bhawan, East Arjun Nagar
Delhi- 110 0032

1.	Name of the State/Union territory	MAHARASHTRA	
2.	Name & address of the State Pollution Control	Maharashtra Pollution Control Board, Sion, Mumbai.400022	
3.	Number of local bodies responsible for management of solid waste in the State/Union territory under these rules	1	Corporations 27
		2	Councils 238
		3	Nagar Panchayat 131
			Total ULBs 396
		4	Cantonment Boards 07
5.	A Summary Statement on progress made Authorities in respect of implimentation of scheduled-III	Annexure-I Attached	
6.	A Summary Statement on progress made Authoritties in respect of implimentation of scheduled-IV	--	
	Date: 21-9-2022 Place: Mumbai	 (Ashok Shingare, IAS) Member Secretary Maharashtra State Pollution Control Board	



Maharashtra Pollution Control Board

महाराष्ट्र प्रदूषण नियंत्रण मंडळ

Construction and Demolition Annual Report For April 2021-March 2022

Number of ULBs Regionwise

Sr. No.	Corporations	Municipal Council "A" Class	Municipal Council "B" Class	Municipal Council "C" Class	Nagar Panchayats	Cantonment Board
Mumbai	1	-	-	-	-	-
Navi Mumbai	1	-	-	1	-	-
Kalyan	3	2	-	-	3	-
Thane	3	-	2	1	3	-
Raigad	1	-	1	8	5	-
Kolhapur	2	1	5	18	17	-
Amravati	2	1	14	15	9	-
Chandrapur	1	1	8	12	23	-
Nagpur	1	3	7	17	18	1
Pune	3	3	7	21	11	3
Nashik	5	2	14	24	17	2
Aurangabad	4	5	12	33	25	1
Total	27	18	70	150	131	7

Cities Chart with Population

Regions	(Population > 1 million)	(Population between 0.5 million to 1 million)	(Population < 0.5 million)
Mumbai	1	0	0
Navi Mumbai	1	0	1
Kalyan	1	2	5
Thane	2	1	6
Raigad	1	0	14
Kolhapur	0	2	41
Amravati	0	1	40
Chandrapur	0	0	45
Nagpur	1	0	46
Pune	2	1	45
Nashik	1	2	61
Aurangabad	1	1	78
Total	11	10	382

Annual report in form III submitted by 403 ULBs for the financial year April 2021-March 2022 out of 403 ULBs including Cantonment Boards.

Total 6312094.7 MT/A C&D Waste is generated by these ULBs. Total 148331.69 MT/A Waste processed / recycled by ULBs. The C&D disposed by landfilling without processing (last option) or filling low lying area waste quantity is 2169199.34 MT/A. These ULBs having 1538 storage facilities to store C&D waste securely. Total **158** Municipal magistrates appointed for taking penal action for non-compliance with these rules by these ULBs and **153** No's of cases were registered under this rules.

Board has taken effective steps for implementation of Construction and Demolition Management Rules, 2016 :

1. The soft copy of the Construction and Demolition Rules, 2016 have been uploaded on the Board's website under the following link:
http://www.mpcb.gov.in/sites/default/files/construction-demolition-waste/C_and_D_rules

_2016.pdf.

2. Below table showing operational and proposed plants for processing of Construction and Demolition waste.

Sr.No.	Name of Corporation	Plant capacity (TPD)	Present Status
1	Thane Municipal Corporation	300	In operation.
2	Pimpri-Chinchwad Municipal Corporation	200	In Operation.
3	Navi Mumbai Municipal Corporation	150	In Operation.
4	Pune Municipal Corporation	250	In Operation.

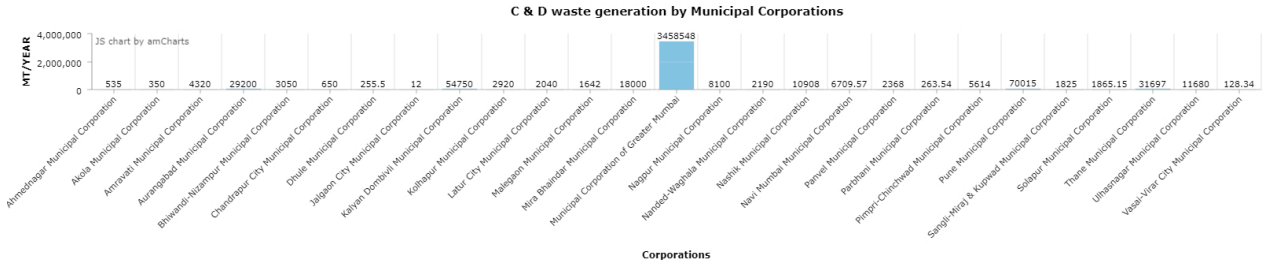
C & D Waste Abstract of ULBs and Cantonment Boards

ULBs	Total Qty of C & D waste Generated during whole year in MT	Total Qty of C & D waste processed/recycled in MT	Total Qty of C & D waste Disposed by landfilling without processing (last option) or filling low lying area	Number of Storage Facilities for C&D Waste Storage	Municipal magistrates appointed for taking penal action for non-compliance with these rules.	No of Penal action cases registered
Municipal Corporation	6256093	129304	2125958	107	10	73
"A" Class Municipal council	11933.8	2745.7	5363.3	35	11	10
"B" Class Municipal council	11214.02	4448.32	2316.28	146	34	11
"C" Class Municipal council	11459.46	5249.29	3218.9	1139	64	42
Nagar panchayats	21282.42	6579.38	32230.86	111	39	17
Cantonment Boards	112	5	112	0	0	
Total	6312094.7	148331.69	2169199.34	1538	158	153

Total C & D waste Generation v/s Processing by ULBs(MT/Annum)



Graphical Representation



Corporation Generation v/s treatment (MT/Year)

Generation	6256093
Processing/ Recycle	129304
Landfill without processing	2125958

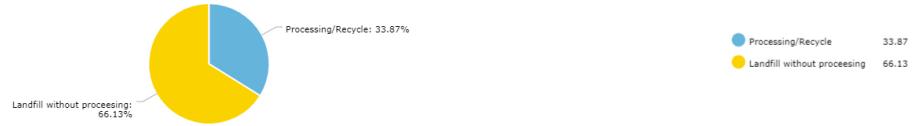
C&D waste Generation v/s Processing by Municipal Corporations (MT/YEAR) (Graph showing status of total 27 Municipal Corporation)



"A" Class Municipal Councils Generation v/s treatment (MT/Year)


Generation	11933.8
Processing/ Recycle	2745.7
Landfill without processing	5363.3

C & D waste Generation v/s Processing by 'A' Class Municipal Councils(MT/YEAR)




"B" Class Municipal Councils Generation v/s treatment (MT/Year)	
Generation	11214.02
Processing/ Recycle	4448.32
Landfill without processing	2316.28

C & D waste Generation v/s Processing by 'B' Class Municipal Councils(MT/YEAR)



"C" Class Municipal Councils Generation v/s treatment (MT/Year)	
Generation	11459.46
Processing/ Recycle	5249.29
Landfill without processing	3218.9

C & D waste Generation v/s Processing by 'C' Class Municipal Councils(MT/YEAR)



Nagarpanchayats Generation v/s treatment (MT/Year)	
Generation	21281.62
Processing/ Recycle	6579.38
Landfill without processing	32229.86

C & D waste Generation v/s Processing by Nagarpanchayats(MT/YEAR)



Cantonment Boards Generation v/s treatment (MT/Year)	
Generation	112
Processing/ Recycle	5
Landfill without processing	112

C & D waste Generation v/s Processing by Cantonment Boards (MT/Year)



Mumbai

Sr. No.	Name of ULB	Class	Population	Total Qty of C & D waste Generated during whole year in MT	Total Qty of C & D waste processed/recycled in MT	Total Qty of C & D waste Disposed by landfilling without processing (last option) or filling low lying area	Number of Storage Facilities for C&D Waste Storage	Transportation (Truck, Tractor, Dumper placer, other)	Transportation Municipal magistrates appointed for taking penal action for non-compliance with these rules.
1	Municipal Corporation of Greater Mumbai	MC-CLASS A	15580000	2101263	0	2101263	0	82	No

Navi Mumbai

Sr. No.	Name of ULB	Class	Population	Total Qty of C & D waste Generated during whole year in MT	Total Qty of C & D waste processed/recycled in MT	Total Qty of C & D waste Disposed by landfilling without processing (last option) or filling low lying area	Number of Storage Facilities for C&D Waste Storage	Transportation (Truck, Tractor, Dumper placer, other)	Transportation Municipal magistrates appointed for taking penal action for non-compliance with these rules.
---------	-------------	-------	------------	--	---	---	--	---	---

Sr. No.	Name of ULB	Class	Population	Total Qty of C & D waste Generated during whole year in MT	Total Qty of C & D waste processed/recycled in MT	Total Qty of C & D waste Disposed by landfilling without processing (last option) or filling low lying area	Number of Storage Facilities for C&D Waste Storage	Transportation (Truck, Tractor, Dumper placer, other)	Transportation Municipal magistrates appointed for taking penal action for non-compliance with these rules.
1	Navi Mumbai Municipal Corporation	MC-CLASS C	1120000	12045	12045	0	4	4	No
2	Uran Municipal Council	C	32000	65	45	25	0	1	No

Kalyan

Sr. No.	Name of ULB	Class	Population	Total Qty of C & D waste Generated during whole year in MT	Total Qty of C & D waste processed/recycled in MT	Total Qty of C & D waste Disposed by landfilling without processing (last option) or filling low lying area	Number of Storage Facilities for C&D Waste Storage	Transportation (Truck, Tractor, Dumper placer, other)	Transportation Municipal magistrates appointed for taking penal action for non-compliance with these rules.
1	Bhiwandi-Nizampur Municipal Corporation	MC-CLASS D	709665	3100	0	2900	0	8	No
2	Kalyan Dombivli Municipal Corporation	MC-CLASS C	1547378	54750	150	0	0	6	No
3	Ulhasnagar Municipal Corporation	MC-CLASS D	506098	9125	0	0	64	10	No
4	Ambarnath Municipal Council	A	305000	120	0	0	0	0	No
5	Kulgaon Badlapur Municipal Council	A	174226	2117	0	423	0	2	Yes
6	Murbad Nagar Panchayat	NP	21080	12	4	1	0	1	No
7	Shahapur Nagar Panchayat	NP	11623	20	0	1	0	0	No
8	Wada Nagar Panchayat	NP	16750	10	7	0	1	7	No

Thane

Sr. No.	Name of ULB	Class	Population	Total Qty of C & D waste Generated during whole year in MT	Total Qty of C & D waste processed/recycled in MT	Total Qty of C & D waste Disposed by landfilling without processing (last option) or filling low lying area	Number of Storage Facilities for C&D Waste Storage	Transportation (Truck, Tractor, Dumper placer, other)	Transportation Municipal magistrates appointed for taking penal action for non-compliance with these rules.
---------	-------------	-------	------------	--	---	---	--	---	---

Sr. No.	Name of ULB	Class	Population	Total Qty of C & D waste Generated during whole year in MT	Total Qty of C & D waste processed/recycled in MT	Total Qty of C & D waste Disposed by landfilling without processing (last option) or filling low lying area	Number of Storage Facilities for C&D Waste Storage	Transportation (Truck, Tractor, Dumper placer, other)	Transportation Municipal magistrates appointed for taking penal action for non-compliance with these rules.
1	Mira Bhaingar Municipal Corporation	MC-CLASS D	814786	10950	9308	0	0	6	No
2	Thane Municipal Corporation	MC-CLASS B	2598591	31697	80	0	13	8	No
3	Vasai-Virar City Municipal Corporation	MC-CLASS C	1901273	158	0	158	0	9	Yes
4	Dahanu Municipal Council	B	50287	13	8	0	0	1	No
5	Jawhar Municipal Council	C	12040	4.2	0.4	0	0	1	Yes
6	Palghar Municipal Council	B	68903	1	1	0	1	1	No
7	Mokhada Nagar Panchayat	NP	10273	1	1	0	4	0	No
8	Talasari Nagar Panchayat	NP	18722	0	0	0	0	0	No
9	Vikramgad Nagar Panchayat	NP	8340	1.82	0	0	0	2	No

Raigad

Sr. No.	Name of ULB	Class	Population	Total Qty of C & D waste Generated during whole year in MT	Total Qty of C & D waste processed/recycled in MT	Total Qty of C & D waste Disposed by landfilling without processing (last option) or filling low lying area	Number of Storage Facilities for C&D Waste Storage	Transportation (Truck, Tractor, Dumper placer, other)	Transportation Municipal magistrates appointed for taking penal action for non-compliance with these rules.
1	Panvel Municipal Corporation	MC-CLASS D	1300000	266	0	266	0	0	No
2	Alibag Municipal Council	C	20743	1	0	0.8	5	1	No
3	Karjat Municipal Council	C	29663	105	105	0	1	1	No
4	Khopoli Municipal Council	B	71141	116.8	116.8	102.04	0	0	Yes

Sr. No.	Name of ULB	Class	Population	Total Qty of C & D waste Generated during whole year in MT	Total Qty of C & D waste processed/recycled in MT	Total Qty of C & D waste Disposed by landfilling without processing (last option) or filling low lying area	Number of Storage Facilities for C&D Waste Storage	Transportation (Truck, Tractor, Dumper placer, other)	Transportation Municipal magistrates appointed for taking penal action for non-compliance with these rules.
5	Mahad Municipal Council	C	31000	130	130	0	4	1	No
6	Matheran Municipal Council	C	4393	3.55	3.55	0	0	1	No
7	Murud-Janjira Municipal Council	C	12226	0.15	9	0	0	0	No
8	Pen Municipal Council	C	44794	78	0.21	0	0	1	No
9	Roha Municipal Council	C	22760	151.05	27.11	25.85	1	1	Yes
10	Shrivardhan Municipal Council	C	16389	60	60	60	1	1	Yes
11	Khalapur Nagar Panchayat	NP	6421	6	0.7	0	0	1	No
12	Mangaon Nagar Panchayat	NP	18740	72	0.2	0	0	6	No
13	Mhasala Nagar Panchayat	NP	10127	45	36	9	0	0	Yes
14	Poladpur Nagar Panchayat	NP	5944	12	3	1	0	3	No
15	Tala Nagar Panchayat	NP	6981	36	0	36	0	1	No

Kolhapur

Sr. No.	Name of ULB	Class	Population	Total Qty of C & D waste Generated during whole year in MT	Total Qty of C & D waste processed/recycled in MT	Total Qty of C & D waste Disposed by landfilling without processing (last option) or filling low lying area	Number of Storage Facilities for C&D Waste Storage	Transportation (Truck, Tractor, Dumper placer, other)	Transportation Municipal magistrates appointed for taking penal action for non-compliance with these rules.
1	Kolhapur Municipal Corporation	MC-CLASS D	607419	2920	8	2	0	8	No
2	Sangli-Miraj & Kupwad Municipal Corporation	MC-CLASS D	502793	1825	1541	0	0	2	No
3	Ashta Municipal Council	C	37105	57	0.16	0	0	1	Yes

Sr. No.	Name of ULB	Class	Population	Total Qty of C & D waste Generated during whole year in MT	Total Qty of C & D waste processed/recycled in MT	Total Qty of C & D waste Disposed by landfilling without processing (last option) or filling low lying area	Number of Storage Facilities for C&D Waste Storage	Transportation (Truck, Tractor, Dumper placer, other)	Transportation Municipal magistrates appointed for taking penal action for non-compliance with these rules.
4	Chiplun Municipal Council	B	56569	12	12	8	0	1	Yes
5	Gadhinglaj Municipal Council	C	35884	43.8	0.04	0.05	0	0	Yes
6	Hupari Municipal Council	C	28953	96	8	0	2	4	No
7	Ichalkaranji Municipal Council	A	354000	190	190	0	0	2	Yes
8	Islampur Municipal Council	B	78620	55	55	55	0	1	No
9	Jat Municipal Council	C	35336	200	0.1	0	10	1	Yes
10	Jaysingpur Municipal Council	B	53585	18	18	0	1	1	No
11	Kagal Municipal Council	C	42124	69	5.5	3	8	1	Yes
12	Khed Municipal Council	C	16892	12	0	0	0	1	Yes
13	Kurundwad Municipal Council	C	25000	72	0.2	0.2	5	1	No
14	Malkapur Municipal Council	C	5339	37	0	37	0	0	Yes
15	Malvan Municipal Council	C	18648	36	36	0	0	1	No
16	Murgud Municipal Council	C	11194	56	0	56	0	1	No
17	Palus Municipal Council	C	26151	16	16	16	0	1	Yes
18	Panhala Municipal Council	C	3278	43	43	43	0	1	Yes
19	Rajapur Municipal Council	C	9841	7	0	0	0	1	No
20	Ratnagiri Municipal Council	B	76229	72	72	50	0	1	Yes
21	Sawantvadi Municipal Council	C	23851	6	7.5	2	0	0	Yes
22	Shirol Municipal Council	C	27649	40.5	0	40.5	0	1	Yes
23	Tasgaon Municipal Council	C	37945	180	0.41	0	0	1	No
24	Vadgaon Municipal Council	C	25651	46	0	0	1	1	No

Sr. No.	Name of ULB	Class	Population	Total Qty of C & D waste Generated during whole year in MT	Total Qty of C & D waste processed/recycled in MT	Total Qty of C & D waste Disposed by landfilling without processing (last option) or filling low lying area	Number of Storage Facilities for C&D Waste Storage	Transportation (Truck, Tractor, Dumper, placer, other)	Transportation Municipal magistrates appointed for taking penal action for non-compliance with these rules.
25	Vengurla Municipal Council	C	12392	36	36	36	5	1	Yes
26	Vita Municipal Council	B	55000	157	0.43	1	0	1	Yes
27	Ajara Nagarpanchayat	NP	17309	3	2	1	0	1	Yes
28	Chandgad Nagarpanchayat	NP	10205	185	185	0	0	1	No
29	Dapoli Municipal Council	NP	15713	1.2	35	35	0	2	No
30	Devgadjamsande Nagar Panchayat	NP	17234	30	0	0	0	1	No
31	Devrukh Nagar Panchayat	NP	19168	3.65	0	0	0	1	No
32	Guhagar Nagar Panchayat	NP	7299	0.01	0	0.01	0	0	Yes
33	Hatkanangale Nagarpanchayat	NP	13679	8064	64.8	0	5	1	No
34	Kadegaon Nagar Panchayat	NP	14180	60	0.2	0.2	0	1	Yes
35	Kankavli Municipal Council	NP	16398	63.24	5.2	5.2	0	1	No
36	Kasai-Dodamarg Nagar Panchayat	NP	3811	18	18	0	0	1	No
37	Kavathemahankal Nagar Panchayat	NP	17390	26	23.9	0.07	0	1	Yes
38	Khanapur Nagar Panchayat	NP	6457	40	40	0	0	1	Yes
39	Kudal Nagar Panchayat	NP	19474	5	0	0.5	1	1	No
40	Lanja Nagar Panchayat	NP	18326	18	40	0	0	1	No
41	Mandangad Nagar Panchayat	NP	2892	18.25	18.25	2	0	1	Yes
42	Shirala Nagar Panchayat	NP	19304	252	0.7	0.28	0	1	No
43	Vaibhavwadi Nagar Panchayat	NP	2297	1	0.05	0	1	0	No

Amravati

Sr. No.	Name of ULB	Class	Population	Total Qty of C & D waste Generated during whole year in MT	Total Qty of C & D waste processed/recycled in MT	Total Qty of C & D waste Disposed by landfilling without processing (last option) or filling low lying area	Number of Storage Facilities for C&D Waste Storage	Transportation (Truck, Tractor, Dumper placer, other)	Transportation Municipal magistrates appointed for taking penal action for non-compliance with these rules.
1	Akola Municipal Corporation	MC-CLASS D	59591	1120	0	0	0	2	No
2	Amravati Municipal Corporation	MC-CLASS D	825000	4320	0	0	0	60	No
3	Achalpur Municipal Council	A	112311	147	100	150	0	1	Yes
4	Akot Municipal Council	B	92643	150	150	150	0	1	No
5	Anjangaon Surji Municipal Council	B	56380	255.5	120	0	0	1	Yes
6	Balapur Municipal Council	B	44594	6	0.01	6	0	0	No
7	Buldhana Municipal Council	B	73258	36	36	36	0	1	No
8	ChandurBazaar Municipal Council	C	20245	40	30	0	0	0	Yes
9	ChandurRailway Municipal Council	C	19776	6	6	6	0	2	No
10	Chikhaldara Hill Station Municipal Council	C	5158	21	21	0	0	1	Yes
11	Chikhli Municipal Council	B	57889	18	0	0	0	2	Yes
12	Daryapur Municipal Council	C	36463	3	0	0	0	0	No
13	Deulgaon Raja Municipal Council	C	30827	50	3	0.5	1	1	Yes
14	Dhamangaon Municipal Council	C	21059	30	3	0	0	10	Yes
15	Jalgaon Jamod Municipal Council	C	29692	109	0.11	0.11	1	1	No
16	Karanja Municipal Council	B	77607	38.83	38.83	38.83	0	1	No
17	Khamgaon Municipal Council	B	94191	300	1	0	1	1	No
18	Lonar Municipal Council	C	23416	36.5	0	0	0	0	No
19	Malkapur - Buldhana Municipal Council	B	67740	230	4.1	3	17	0	No
20	Mangrulpir Municipal Council	C	30983	8	8	1	0	1	No

Sr. No.	Name of ULB	Class	Population	Total Qty of C & D waste Generated during whole year in MT	Total Qty of C & D waste processed/recycled in MT	Total Qty of C & D waste Disposed by landfilling without processing (last option) or filling low lying area	Number of Storage Facilities for C&D Waste Storage	Transportation (Truck, Tractor, Dumper plcer, other)	Transportation Municipal magistrates appointed for taking penal action for non-compliance with these rules.
21	Mehkar Municipal Council	B	45248	10	0.01	0.01	1	1	No
22	Morshi Municipal Council	C	37333	120	40	0	0	1	Yes
23	Murtizapur Municipal Council	B	40295	20	20	20	1	1	No
24	Nandura Municipal Council	B	47419	18	1	1	0	0	Yes
25	Patur Municipal Council	C	21022	10	10	10	0	0	Yes
26	Risod Municipal Council	C	34136	37	0.1	0	0	1	Yes
27	Shegaon Municipal Council	B	68372	120	0.4	0	0	2	No
28	Shendurjana Ghat Municipal Council	C	21748	92	0	92	1	2	Yes
29	Sindkhed Raja Municipal Council	C	16434	0.05	0.05	0.05	0	8	No
30	Telhara Municipal Council	C	22230	7.3	5.2	2.1	0	1	No
31	Warud Municipal Council	B	45482	30	30	0	1	0	Yes
32	Washim Municipal Council	B	78387	780	642	0	1	2	No
33	Barshitakli Nagar Panchayat	NP	21817	2	0.01	0	0	0	No
34	Bhatkuli Nagar Panchayat	NP	8816	7	7	0	0	1	No
35	Dharni Nagar Panchayat	NP	18761	5	5	0	0	2	No
36	Malegaon Jahanjir	NP	21290	1.9	0.05	45.62	0	1	No
37	Manora Nagar Panchayat	NP	9339	1.2	0.1	0.1	0	1	No
38	Motala Nagar panchyat	NP	10331	100	7.5	100	0	3	No
39	Nandgaon (K) Nagar Panchyat	NP	15500	10	0.5	0	1	1	No
40	Sangrampur Nagar Panchayat	NP	7258	36	0.02	0.01	1	1	No
41	Teosa Nagar Panchayat	NP	12482	300	2.5	0.25	3	1	No

Chandrapur

Sr. No.	Name of ULB	Class	Population	Total Qty of C & D waste Generated during whole year in MT	Total Qty of C & D waste processed/recycled in MT	Total Qty of C & D waste Disposed by landfilling without processing (last option) or filling low lying area	Number of Storage Facilities for C&D Waste Storage	Transportation (Truck, Tractor, Dumper placer, other)	Transportation Municipal magistrates appointed for taking penal action for non-compliance with these rules.
1	Chandrapur City Municipal Corporation	MC-CLASS D	406789	3861219	4	0	0	1	No
2	Arni Municipal Council	C	31597	30	0	3	0	1	No
3	Ballarpur Municipal Council	B	89452	730	2	2	5	5	No
4	Bhadravati Municipal Council	B	60565	242	0.66	0	1	1	Yes
5	Bramhapuri Municipal Council	C	36025	12	12	0	0	1	No
6	Chimur Municipal Council	C	25741	0	0	0	0	0	No
7	Darwha Municipal Council	C	34094	80	0.25	0.25	0	1	No
8	Desaiganj (Wadsa) Municipal Council	C	28781	70	70	0	0	0	No
9	Digras Municipal Council	B	48937	340	1.4	1	5	10	Yes
10	Gadchandur Municipal Council	C	26755	182	0	182	0	0	Yes
11	Gadchiroli Municipal Council	B	54152	360	0	1	0	16	No
12	Ghatanji Municipal Council	C	21293	22	0	0.2	0	1	No
13	Mool Municipal Council	C	25449	5	0	1	0	1	No
14	Nagbhid Municipal Council	C	25167	150	150	0	0	1	Yes
15	Ner Nababpur Nagar Parishad	C	29302	30	0	3	0	1	No
16	Pandharkawada Municipal Council	C	33861	40	36	0	0	1	No
17	Pusad Municipal Council	B	73046	40	34	0	0	4	No
18	Rajura Municipal Council	C	29668	55	1	15	0	6	Yes
19	Umarkhed Municipal Council	B	47458	180	0	0.5	0	2	No

Sr. No.	Name of ULB	Class	Population	Total Qty of C & D waste Generated during whole year in MT	Total Qty of C & D waste processed/recycled in MT	Total Qty of C & D waste Disposed by landfilling without processing (last option) or filling low lying area	Number of Storage Facilities for C&D Waste Storage	Transportation (Truck, Tractor, Dumper placer, other)	Transportation Municipal magistrates appointed for taking penal action for non-compliance with these rules.
20	Wani Municipal Council	B	58840	3.8	0	3.8	0	1	No
21	Warora Municipal Council	B	46532	182	0.5	0	0	1	No
22	Yavatmal Municipal Council	A	248939	120	0.3	0.3	0	28	No
23	Ahiri Nagar Panchayat	NP	16647	36	0	0	0	1	No
24	Armori Nagar Panchayat	NP	28500	96	96	0	0	0	No
25	Babhulgaon Nagarpanchayat	NP	6157	3	5	0	3	5	Yes
26	Bhamragad Nagar Panchayat	NP	11530	15	0	0	0	1	No
27	Chamoshi Nagar Panchayat	NP	20000	12	12	0	0	0	No
28	Dhanaki Nagarpanchayat	NP	17267	110	0	0.25	0	0	Yes
29	Dhanora Nagar Panchayat	NP	6109	28	0.06	0	0	1	No
30	Etapalli Nagar Panchayat	NP	10158	18	3	15	0	1	Yes
31	Gondpimpri Nagar Panchayat	NP	8474	18	5	13	1	1	No
32	Jiwati Nagar Panchayat	NP	4303	1	0.1	0	1	1	No
33	Kalamb Nagar Panchyat	NP	20525	36	0.1	36	1	1	Yes
34	Korchi Nagar Panchayat	NP	3483	2	2	0	0	4	No
35	Korpana Nagar Panchayat	NP	5195	36.5	0.1	36.5	0	1	Yes
36	Kurkheda Nagar Panchayat	NP	7430	18	0	0	0	1	No
37	Mahagaon Nagar Panchayat	NP	10575	20	0	0	0	0	Yes
38	Maregaon Nagar Panchyat	NP	8538	1.5	0.7	0.5	2	1	Yes
39	Mulchera Nagar Panchayat	NP	1939	180	36	0	1	2	No
40	Pombhurna Nagar Panchayat	NP	6308	9	0	0	0	7	No
41	Ralegaon Nagar Panchayat	NP	15631	15	6	9	0	1	Yes
42	Saoli Nagar panchayat	NP	10019	0.8	0	1	0	1	No

Sr. No.	Name of ULB	Class	Population	Total Qty of C & D waste Generated during whole year in MT	Total Qty of C & D waste processed/recycled in MT	Total Qty of C & D waste Disposed by landfilling without processing (last option) or filling low lying area	Number of Storage Facilities for C&D Waste Storage	Transportation (Truck, Tractor, Dumper placer, other)	Transportation Municipal magistrates appointed for taking penal action for non-compliance with these rules.
43	Sindewahi Nagar Panchayat	NP	14157	10.95	0	0	0	1	Yes
44	Sironcha Nagar Panchayat	NP	10621	3.6	0.01	0	0	0	No
45	Zari Jamni Nagar Panchayat	NP	1775	0.09	0.09	1	0	0	No

Nagpur

Sr. No.	Name of ULB	Class	Population	Total Qty of C & D waste Generated during whole year in MT	Total Qty of C & D waste processed/recycled in MT	Total Qty of C & D waste Disposed by landfilling without processing (last option) or filling low lying area	Number of Storage Facilities for C&D Waste Storage	Transportation (Truck, Tractor, Dumper placer, other)	Transportation Municipal magistrates appointed for taking penal action for non-compliance with these rules.
1	Nagpur Municipal Corporation	MC-CLASS A	2750000	17136	0	17136	1	20	No
2	Amgaon Nagar Panchayat	C	34564	200	3	2	2	12	No
3	Arvi Municipal Council	B	42822	360	0.3	4	0	0	No
4	Bhandara Municipal Council	B	91845	2	2	0	0	1	No
5	Deoli Municipal Council	C	19288	35	35	10	0	1	Yes
6	Gondia Municipal Council	A	145896	1150	2.6	1	0	1	Yes
7	Hingan Ghat Municipal Council	A	101805	185	0	165	0	2	Yes
8	Kalmeshwar Municipal Council	C	20500	73	0.22	0	0	1	No
9	Kamptee Municipal Council	B	86793	720	720	100	0	5	Yes
10	Kanhann Pimpri Municipal Council	C	27851	10	10	0	0	1	No
11	Katol Municipal Council	B	43267	124.03	124.03	0	1	2	No

Sr. No.	Name of ULB	Class	Population	Total Qty of C & D waste Generated during whole year in MT	Total Qty of C & D waste processed/recycled in MT	Total Qty of C & D waste Disposed by landfilling without processing (last option) or filling low lying area	Number of Storage Facilities for C&D Waste Storage	Transportation (Truck, Tractor, Dumper placer, other)	Transportation Municipal magistrates appointed for taking penal action for non-compliance with these rules.
12	Khapa Municipal Council	C	14659	6	9	0	0	0	No
13	Mohapa Municipal Council	C	6987	24	23.99	0	1	1	Yes
14	Mowad Municipal Council	C	8777	7.21	7.21	7.21	0	1	Yes
15	Municipal Council Butibor	C	50000	36	0	36	0	1	No
16	Narkhed Municipal Council	C	21378	72.3	72.3	72.3	0	1	Yes
17	Pavani Municipal Council	C	22821	181	132	49	1	1	Yes
18	Pulgaon Municipal Council	C	35200	100	0.27	0	20	7	Yes
19	Ramtek Municipal Council	C	22310	40	0.45	0.45	20	1	No
20	Sakoli Nagar Panchayat	C	28367	95	0	0	0	1	No
21	Savner Municipal Council	C	34160	15	0	0	0	1	No
22	Sindi Municipal Council	C	12858	39	30	1	1	10	No
23	Tirora Municipal Council	C	25181	8	8	0	0	1	Yes
24	Tumsar Municipal Council	B	44869	180	1	1	0	2	No
25	Umred Municipal Council	B	53971	126	0.8	60.5	0	0	Yes
26	Wadi Municipal Council	B	54048	69	69	0	0	1	No
27	Wanadongari Nagar Panchayat	C	57379	65.7	0	0.18	0	1	No
28	Wardha Municipal Council	A	120441	70	0	2	0	0	No
29	Arjuni Nagar Panchayat	NP	9472	0.1	0	0	60	3	No
30	Ashti Nagar Panchayat	NP	11716	365	290	75	0	1	No
31	Bhiwapur Nagar Panchayat	NP	14268	24	23	17	0	1	Yes

Sr. No.	Name of ULB	Class	Population	Total Qty of C & D waste Generated during whole year in MT	Total Qty of C & D waste processed/recycled in MT	Total Qty of C & D waste Disposed by landfilling without processing (last option) or filling low lying area	Number of Storage Facilities for C&D Waste Storage	Transportation (Truck, Tractor, Dumper placer, other)	Transportation Municipal magistrates appointed for taking penal action for non-compliance with these rules.
32	Deori Nagar Panchayat	NP	14579	6	4.8	6	1	0	No
33	Goregaon Nagar Panchayat	NP	8766	12	0	1	0	1	No
34	Hingana Nagar Panchayat	NP	7668	27	0	0	0	0	Yes
35	Karanja Nagar Panchayat	NP	12862	72	0	72	0	1	Yes
36	Kuhi Nagar Panchayat	NP	10436	36	36	15	0	1	No
37	Lakhandur Nagar Panchayat	NP	9795	100	0.3	0.2	0	2	No
38	Lakhani Nagar Panchayat	NP	12636	40	7.2	3	0	1	No
39	Mahadula Municipal Council	NP	24019	17.9	0	15	0	6	No
40	Mohadi Nagar Panchayat	NP	10527	979	2.61	1.4	0	1	No
41	Mouda Municipal Council	NP	14606	200	200	0	0	0	No
42	Parshiwani Nagar Panchayat	NP	12026	7	0.11	0	0	0	No
43	Sadak-Arjuni Nagar Panchayat	NP	5975	10	2	2	0	0	No
44	Salekasa Nagar Panchayat	NP	8887	8.79	0	12	0	1	Yes
45	Samudrapur Nagar Panchayat	NP	7656	2	2	2	0	1	No
46	Selu Nagar Panchayat	NP	13740	60	0.17	0	3	1	No

Pune

Sr. No.	Name of ULB	Class	Population	Total Qty of C & D waste Generated during whole year in MT	Total Qty of C & D waste processed/recycled in MT	Total Qty of C & D waste Disposed by landfilling without processing (last option) or filling low lying area	Number of Storage Facilities for C&D Waste Storage	Transportation (Truck, Tractor, Dumper placer, other)	Transportation Municipal magistrates appointed for taking penal action for non-compliance with these rules.
1	Pimpri-Chinchwad Municipal Corporation	MC-CLASS B	2403859	13406	12882	524	4	12	Yes
2	Pune Municipal Corporation	MC-CLASS A	4294220	80300	80300	0	0	46	Yes
3	Solapur Municipal Corporation	MC-CLASS D	911558	1980	0	1980	0	12	Yes
4	Akkalkot Municipal Council	B	40103	6	0.05	0	0	0	Yes
5	Alandi Municipal Council	C	28645	145	145	145	0	2	Yes
6	Baramati Municipal Council	A	140264	313	0	313	1	2	Yes
7	Barshi Municipal Council	A	118722	732	732	265	2	4	No
8	Bhor Municipal Council	C	19352	32	0	32	0	1	No
9	Chakan Municipal Council	C	63906	132	40	40	0	0	No
10	Daund Municipal Council	B	69000	162	0	162	0	2	No
11	Dudhani Municipal Council	C	11214	2	0	2	2	0	No
12	Indapur Municipal Council	C	25515	54.75	0	54.75	0	0	No
13	Jejuri Municipal Council	C	14515	126	0	126	0	1	No
14	Junnar Municipal Council	C	25315	36	36	28.8	0	1	Yes
15	Karad Municipal Council	B	86000	240	173.8	62	0	3	Yes
16	Karmala Municipal Council	C	23199	90	0	0	0	0	No
17	Kurduvadi Municipal Council	C	22463	24	24	24	5	0	Yes
18	Lonavala Municipal Council	B	57698	100	95	5	0	2	Yes
19	Mahabaleshwar Municipal Council	C	13393	2	0	0	0	1	No
20	Maindargi Municipal Council	C	12363	14.6	0.04	0	2	1	Yes
21	Mangalwedha Municipal Council	C	21824	18.25	0.05	6	0	1	Yes
22	Mhaswad Municipal Council	C	24120	2	2	0	1	1	No
23	Mohol Nagar Panchayat	C	27833	190	190	0	1	1	Yes
24	Panchgani Municipal Council	C	14894	8	0.13	0.2	5	1	Yes
25	Pandharpur Municipal Council	B	98923	365	1	0	1	1	Yes
26	Phaltan Municipal Council	B	52118	197	0.4	1	1	0	Yes

Sr. No.	Name of ULB	Class	Population	Total Qty of C & D waste Generated during whole year in MT	Total Qty of C & D waste processed/recycled in MT	Total Qty of C & D waste Disposed by landfilling without processing (last option) or filling low lying area	Number of Storage Facilities for C&D Waste Storage	Transportation (Truck, Tractor, Dumper placer, other)	Transportation Municipal magistrates appointed for taking penal action for non-compliance with these rules.
27	Rahimatpur Municipal Council	C	17633	6	0.2	0.2	1	1	No
28	Rajgurunagar Municipal Council	C	28592	60	60	0	0	1	No
29	Sangola Municipal Council	C	34321	24	0.55	0.1	0	3	No
30	Saswad Municipal Council	C	36657	216	0	216	0	1	No
31	Satara Municipal Council	A	180568	189.8	189.8	0	0	2	Yes
32	Shirur Municipal Council	C	40080	108	113	37	10	2	No
33	Talegaon Dhabade Municipal Council	B	56435	240	240	240	0	2	No
34	Wai Municipal Council	C	44955	25	0.07	20	0	1	Yes
35	Dahivadi Nagar Panchayat	NP	18064	60	0	40	1	2	Yes
36	Khandala Nagar Panchayat	NP	10000	147	87	53	4	0	No
37	Koregaon Nagar Panchayat	NP	23944	10	6	1	0	1	No
38	Lonand Nagar Panchayat	NP	22650	25	25	0	3	0	No
39	Madha Nagar Panchayat	NP	11027	5000	4850	0	0	0	Yes
40	Malkapur Municipal Council (Nagar Panchayat)	NP	45000	60	36	60	1	1	Yes
41	Malshiras Nagar Panchayat	NP	21985	50	0	0	0	2	No
42	Medha Nagar Panchayat	NP	4678	0.12	24	0	0	1	No
43	Patan Nagar Panchayat	NP	17653	20	0	0	0	1	No
44	Vadgaon Nagarpanchayat	NP	20895	36	0.1	0.03	1	1	No
45	Vaduj Nagar Panchayat	NP	19000	45.5	45.5	0	0	1	Yes

Nashik

Sr. No.	Name of ULB	Class	Population	Total Qty of C & D waste Generated during whole year in MT	Total Qty of C & D waste processed/recycled in MT	Total Qty of C & D waste Disposed by landfilling without processing (last option) or filling low lying area	Number of Storage Facilities for C&D Waste Storage	Transportation (Truck, Tractor, Dumper plcer, other)	Transportation Municipal magistrates appointed for taking penal action for non-compliance with these rules.
1	Ahmednagar Municipal Corporation	MC-CLASS B	420000	526	0	0	10	2	No
2	Dhule Municipal Corporation	MC-CLASS D	458294	320	320	0	0	4	Yes
3	Jalgaon City Municipal Corporation	MC-CLASS D	517494	12	0	0	0	3	Yes
4	Malegaon Municipal Corporation	MC-CLASS D	590998	1642	0	1642	0	4	Yes
5	Nashik Municipal Corporation	MC-CLASS B	1486053	11930	11930	0	0	0	No
6	Amalner Municipal Council	B	95994	90	90	57	0	1	Yes
7	Bhadgaon Municipal Council	C	37214	365	365	0	0	1	Yes
8	Bhagur Municipal Council	C	12353	10.4	10.4	0	0	1	No
9	Bhusawal Municipal Council	A	200000	350	0	350	0	3	No
10	Chalisgaon Municipal Council	B	97551	120	0	120	0	1	No
11	Chandwad Municipal Council	C	30409	20	0	0	0	1	No
12	Chopda Municipal Council	B	72783	67	0.19	0	0	1	No
13	Devlali Pravara Municipal Council	C	30997	0.5	0.01	0	1	1	Yes
14	Dharangaon Municipal Council	C	37375	48	4.7	5	0	1	Yes
15	Dondaicha-Varwade Municipal Council	B	46767	12	1	12	0	2	Yes
16	Erandol Municipal Council	C	31071	365	365	365	0	1	Yes
17	Faizpur Municipal Council	C	26602	2	1	0	0	1	No
18	Igatpuri Municipal Council	C	30989	280	280	280	1	1	Yes
19	Jamkhed Municipal Council	C	45000	160	114	0	0	1	No
20	Jamner Municipal Council	B	46762	364	0	0	0	1	Yes
21	Kopargaon Municipal Council	B	65273	324	0	0	1	1	Yes
22	Manmad Municipal Council	B	80058	350	0	1	0	1	Yes
23	Nandgaon Municipal Council	C	23604	15	0	15	0	1	Yes
24	Nandurbar Municipal Council	A	111067	35	0	35	0	1	Yes
25	Navapur Municipal Council	C	36500	360	850	1	8	1	No
26	Pachora Municipal Council	B	59609	80	0.2	0.1	0	1	Yes

Sr. No.	Name of ULB	Class	Population	Total Qty of C & D waste Generated during whole year in MT	Total Qty of C & D waste processed/recycled in MT	Total Qty of C & D waste Disposed by landfilling without processing (last option) or filling low lying area	Number of Storage Facilities for C&D Waste Storage	Transportation (Truck, Tractor, Dumper plcer, other)	Transportation Municipal magistrates appointed for taking penal action for non-compliance with these rules.
27	Parola Municipal Council	C	41241	60	0	5	0	1	No
28	Pathardi Municipal Council	C	27211	100	100	0	0	1	No
29	Rahata Pimplas Municipal Council	C	22335	18.25	1	0	1	1	No
30	Rahuri Municipal Council	C	45033	14.6	10	4.6	0	1	No
31	Raver Municipal Council	C	39533	36	0	36	0	1	No
32	Sangamner Municipal Council	B	65804	192	192	0	0	1	Yes
33	Satana Municipal Council	C	37701	36.5	0.1	0.1	0	1	Yes
34	Savda Municipal Council	C	21500	60	0	0	0	1	No
35	Shahada Municipal Council	B	68000	1.44	1.2	0	0	1	Yes
36	Shevgaon Municipal Council	C	44375	8	0.1	8	0	1	No
37	Shirpur-Varwade Municipal Council	B	76905	182.5	0.77	0.1	0	1	No
38	Shrirampur Municipal Council	B	95700	150	0	150	0	1	No
39	Sinnar Municipal Council	B	80000	15	0.5	0.5	1	1	No
40	Srigonda Municipal Council	C	31134	5	3	2	0	1	No
41	Taloda Municipal Council	C	28954	30	0.07	0.7	0	1	Yes
42	Trimbak Municipal Council	C	13383	8	0	3	0	1	No
43	Varangaon Municipal Council	C	31565	10	5	0	0	0	No
44	Yawal Municipal Council	C	43540	12.5	8.2	0.1	0	1	Yes
45	Yeola Municipal Council	B	55000	68	67	1	100	1	Yes
46	Akole Nagar Panchayat	NP	19814	22	6	1	1	1	Yes
47	Bodvad Nagar Panchayat	NP	28000	362	0	0	0	0	No
48	Devala Nagar Panchayat	NP	12049	10	0.05	0	0	1	No
49	Dhadgaon Wadphalya-Roshmal Bu Nagar Panchayat	NP	11908	1	0.04	0.1	0	1	Yes
50	Dindori Nagar Panchayat	NP	17734	19	19	0	1	1	Yes
51	Kalawan Nagar Panchayat	NP	20541	100	0	100	0	0	No
52	Karjat Nagar Panchayat	NP	20050	130	84	20	0	9	Yes

Sr. No.	Name of ULB	Class	Population	Total Qty of C & D waste Generated during whole year in MT	Total Qty of C & D waste processed/recycled in MT	Total Qty of C & D waste Disposed by landfilling without processing (last option) or filling low lying area	Number of Storage Facilities for C&D Waste Storage	Transportation (Truck, Tractor, Dumper placer, other)	Transportation Municipal magistrates appointed for taking penal action for non-compliance with these rules.
53	Muktainagar Nagarpanchayat	NP	28042	10	0	0	0	1	No
54	Nevasa Nagar Panchayat	NP	22618	438	1.2	0	0	1	Yes
55	Niphad Nagar Panchayat	NP	25000	0.5	0.46	0.04	0	1	No
56	Parner Nagar Panchayat	NP	13119	30	25	0	0	1	Yes
57	Peth Nagar Panchayat	NP	6858	5	5	0	0	1	Yes
58	Sakri Nagar Panchayat	NP	23000	20	0	0.04	0	1	No
59	Shendurni Nagarpanchayat	NP	35010	54.75	1.5	0	0	0	Yes
60	Shirdi Nagar Panchayat	NP	36004	40	0.1	0	0	1	No
61	Sindkheda Municipal Council	NP	24566	11	0	4	0	1	No
62	Surgana Nagar Panchayat	NP	6144	4	0	0	0	0	No

Aurangabad

Sr. No.	Name of ULB	Class	Population	Total Qty of C & D waste Generated during whole year in MT	Total Qty of C & D waste processed/recycled in MT	Total Qty of C & D waste Disposed by landfilling without processing (last option) or filling low lying area	Number of Storage Facilities for C&D Waste Storage	Transportation (Truck, Tractor, Dumper placer, other)	Transportation Municipal magistrates appointed for taking penal action for non-compliance with these rules.
1	Aurangabad Municipal Corporation	MC-CLASS C	1228032	29200	80	80	4	4	Yes
2	Latur City Municipal Corporation	MC-CLASS D	382940	2040	3	1	4	3	Yes
3	Nanded-Waghala Municipal Corporation	MC-CLASS D	550439	2190	0	6	2	2	Yes
4	Parbhani Municipal Corporation	MC-CLASS D	356759	653	653	0	1	2	No
5	Ahmedpur Municipal Council	B	43936	3.5	0.12	0	1	0	No
6	Ambad Municipal Council	C	32550	36	0	0	0	1	Yes
7	Ambejogai Municipal Council	B	73975	410	30	380	0	1	No

Sr. No.	Name of ULB	Class	Population	Total Qty of C & D waste Generated during whole year in MT	Total Qty of C & D waste processed/recycled in MT	Total Qty of C & D waste Disposed by landfilling without processing (last option) or filling low lying area	Number of Storage Facilities for C&D Waste Storage	Transportation (Truck, Tractor, Dumper placer, other)	Transportation Municipal magistrates appointed for taking penal action for non-compliance with these rules.
8	Ausa Municipal Council	C	36118	450	1	0	0	1	No
9	Basmat Municipal Council	C	68846	12	6	6	0	1	No
10	Beed Municipal Council	A	237418	1800	500	1300	0	1	Yes
11	Bhokar Municipal Council	C	32899	30	0.42	0.1	0	2	No
12	Bhokardhan Municipal Council	C	24416	20	19	1	0	0	Yes
13	Bhoom Municipal Council	C	22077	800	800	800	0	6	No
14	Biloli Municipal Council	C	14923	73	0	0	1	1	No
15	Deglur Municipal Council	B	54493	15	13	0	0	1	Yes
16	Dharmabad Municipal Council	C	33741	182.5	0	0.5	0	1	No
17	dharur municipal council	C	20417	10	5	5	1000	1	No
18	Gangakhed Municipal Council	B	49891	365	65	300	1	1	Yes
19	Gangapur Municipal Council	C	33620	21	21	10	1	1	Yes
20	Georai Municipal Council	C	33562	255	4.4	0.5	0	18	Yes
21	Hadgaon Municipal Council	C	27433	36.5	0	36.5	0	1	No
22	Hingoli Municipal Council	B	93076	340	31	309	0	1	No
23	Jalna M. Council	A	285577	1825	1000	300	30	4	No
24	Jintur Municipal Council	B	44291	180	72	120	3	1	Yes
25	Kalamb Municipal Council	C	30527	190	0	0	0	8	Yes
26	Kalamnuri M. Council	C	24784	22	0	0	0	1	No
27	Kandhar Municipal Council	C	24843	216	0	0	0	9	Yes
28	Kannada Municipal Council	B	40759	1.12	1000	0	0	3	No

Sr. No.	Name of ULB	Class	Population	Total Qty of C & D waste Generated during whole year in MT	Total Qty of C & D waste processed/recycled in MT	Total Qty of C & D waste Disposed by landfilling without processing (last option) or filling low lying area	Number of Storage Facilities for C&D Waste Storage	Transportation (Truck, Tractor, Dumper placer, other)	Transportation Municipal magistrates appointed for taking penal action for non-compliance with these rules.
29	Khuldabad Municipal Council	C	15749	1	0	0.5	0	1	Yes
30	Kinwat Municipal Council	C	28454	10	10	2	0	3	No
31	Kundalwadi Municipal Council	C	14760	250	0	5	0	0	No
32	Loha Municipal Council	C	24125	4	2	2	1	1	Yes
33	Majalgaon Municipal Council	B	49453	250	0	0.4	0	0	Yes
34	Manwath Municipal Council	C	32488	15	15	0	0	1	No
35	Mudkhed Municipal Council	C	23517	9	0	9	1	0	Yes
36	Mukhed Municipal Council	C	27650	2	1	0	0	9	No
37	Murum Municipal Council	C	18371	72	4	0	0	10	No
38	Naldurg Municipal Council	C	18341	20	20	0	2	1	Yes
39	Nilanga Municipal Council	C	36172	4	0.12	1	0	1	Yes
40	Omerga Municipal Council	C	54600	360	320	30	4	3	No
41	Osmanabad Municipal Council	A	111825	2000	0	1500	2	0	Yes
42	Paithan Municipal Council	B	41536	216	0.6	0	0	1	Yes
43	Paranda Municipal Council	C	18758	4.4	4.4	4.4	0	1	No
44	Parli Vaijnath Municipal Council	B	90975	180	0.22	30	0	1	No
45	Partur Municipal Council	C	39850	1068	0	3	0	1	Yes
46	Pathri Municipal Council	C	36853	3	3	3	0	1	No
47	Purna Municipal Council	C	39282	12	0	1	0	1	Yes
48	Sailu Municipal Council	B	46915	29	0	29	1	1	Yes
49	Sillod Municipal Council	B	58230	2.5	2	0.5	0	1	Yes

Sr. No.	Name of ULB	Class	Population	Total Qty of C & D waste Generated during whole year in MT	Total Qty of C & D waste processed/recycled in MT	Total Qty of C & D waste Disposed by landfilling without processing (last option) or filling low lying area	Number of Storage Facilities for C&D Waste Storage	Transportation (Truck, Tractor, Dumper placer, other)	Transportation Municipal magistrates appointed for taking penal action for non-compliance with these rules.
50	Sonpeth Municipal Council	C	15765	17	17	0	0	1	Yes
51	Tuljapur Municipal Council	C	35403	2.4	0	1	0	2	Yes
52	Udgir Municipal Council	A	120319	250	0	250	0	4	Yes
53	Umri Municipal Council	C	13501	7	7	0.1	0	1	No
54	Vaijapur Municipal Council	B	48000	120	120	0	0	1	Yes
55	Ardhapur Nagar Panchayat	NP	26029	14.6	0.02	0	0	1	Yes
56	Ashti Nagar Panchayat (Beed)	NP	17400	24	24	24	0	1	No
57	Aundha Nagnath Nagar Panchayat	NP	16012	0.1	0	1	1	1	Yes
58	Badnapur Nagar Panchayat	NP	11869	36	0.1	0	0	4	Yes
59	Chakur Nagar Panchayat	NP	19244	180	0	0	0	1	No
60	Deoni Nagar Panchayat	NP	12899	1400	0	0	0	3	No
61	Ghansawangi Nagar Panchayat	NP	7524	31.2	28	31200	1	1	No
62	Himayatnagar Nagar Panchayat	NP	20285	22	0.52	0.5	0	2	No
63	Jalkot Nagar Panchayat	NP	9356	30	30	20	1	13	No
64	Japharabad Nagar Panchayat	NP	15910	1	0	-1	0	0	No
65	Keij Nagar Panchayat	NP	30709	180	0	0	1	2	No
66	Lohara Bu Nagar Panchayat	NP	12350	35	10	0	0	1	No
67	Mahur Nagar Panchayat	NP	11164	2.4	0.06	0.06	1	1	No
68	Mantha Nagar Panchayat	NP	26504	180	0.2	0	0	7	Yes
69	Naigaon Nagarpanchayat	NP	16719	35	0	0	1	1	No
70	Palam Nagar Panchayat	NP	18643	180	0	100	0	1	Yes
71	Patoda Nagar Panchayat	NP	16569	3.5	0.4	0	1	1	Yes
72	Phulambri Nagar Panchayat	NP	17192	0.1	0.1	0	0	1	No

Sr. No.	Name of ULB	Class	Population	Total Qty of C & D waste Generated during whole year in MT	Total Qty of C & D waste processed/recycled in MT	Total Qty of C & D waste Disposed by landfilling without processing (last option) or filling low lying area	Number of Storage Facilities for C&D Waste Storage	Transportation (Truck, Tractor, Dumper placer, other)	Transportation Municipal magistrates appointed for taking penal action for non-compliance with these rules.
73	Renapur Nagar Panchayat	NP	19277	0.15	0	0	2	6	No
74	Sengaon Nagar Panchayat	NP	9016	29	0	29	0	1	No
75	Shirur Anantpal Nagar Panchayat	NP	11798	18	18	0	0	1	No
76	Shirur Kasar Nagar Panchayat	NP	5806	1.2	0	0	0	0	No
77	Soigaon Nagar Panchayat	NP	7350	20	7	5	0	1	No
78	Wadwani Nagar Panchayat	NP	15000	3	3	0	0	0	No
79	Washi Nagar Panchayat	NP	17147	40	0	0	0	2	Yes

Cantonment Board

Sr. No.	Name of ULB	Class	Population	Total Qty of C & D waste Generated during whole year in MT	Total Qty of C & D waste processed/recycled in MT	Total Qty of C & D waste Disposed by landfilling without processing (last option) or filling low lying area	Number of Storage Facilities for C&D Waste Storage	Transportation (Truck, Tractor, Dumper placer, other)	Transportation Municipal magistrates appointed for taking penal action for non-compliance with these rules.
1	Ahmednager Cantonment Board	CB	28986	14	0	14	0	1	No
2	Aurangabad Cantonment Board	CB	18051	32	0	32	0	1	No
3	Dehu Road cantonment board	CB	55500	0	0	0	0	0	No
4	Deolali Cantonment Board	CB	54027	53	0	53	0	1	No
5	Kamptee Cantonment Board	CB	12547	0	0	0	0	0	No
6	Khadki cantonment board	CB	70399	5	5	5	0	13	No
7	Pune cantonment board	CB	71781	8	0	8	0	0	No

SUGGESTION AND COMMENTS

- ❖ All ULBs shall reserve the site for storage of construction and demolition waste. The location should be away from local habitats.
- ❖ Need to develop protocol for monitoring of C & D waste generation and its disposal.
- ❖ The low-lying areas, which need to be filled up for the purpose of building activity, may be mapped and a contingency plan prepared so that whenever a Demolition and construction waste activity take place.
- ❖ There Should be a proper institutional mechanism to take care of the collection, transportation, intermediate storage (if Necessary), utilization and disposal of the construction and Demolition waste.
- ❖ Local bodies need to extend collection and transportation service to small household for C & D Waste Management.
- ❖ The ULBs while giving permission for construction work should sort out issue of removal of the debris. Completion certificate shall not be issue to those violating the Rules.
- ❖ Heavy fine shall be imposed on those developer, contractors for disposing C & D Waste at unauthorized place. Also, fine shall be imposed on ULBs for non-submission of Form-III for C & D waste in stipulated time as per Rules.
- ❖ Large project of construction of Bridge, Flyover etc. Shall make provision for storage of waste material.