

Report on Ambient Noise Monitoring during Ganesh Festival - 2022



MAHARASHTRA POLLUTION CONTROL BOARD

Kalpataru Point, 3rd Floor, Sion (East), Mumbai-400022

website: www.mpcb.gov.in

ACRONYMS AND TERMS

CPCB	Central Pollution Control Board
dB	Decibel
dB(A)	Decibels with “A” weighting
EPA	Environmental Protection Act, 1986
Hz	Hertz
KHz	Kilo Hertz
L_{Aeq}	Equivalent continuous A-weighted sound pressure level (dB)
L_{max}	Maximum sound pressure level (dB)
L_{min}	Minimum sound pressure level (dB)
L_p	Sound Pressure Level
MPCB	Maharashtra Pollution Control Board
SPL	Sound Pressure Level

DEFINITIONS

A-Weighting

A-weighting" is the frequency weighting characteristic as specified in IEC 123 or IEC 179 and is intended to approximate the relative sensitivity of the normal human ear to different frequencies (pitches) of sound.

A-weighted Sound Pressure Level

The "A-weighted sound pressure level" is the sound pressure level modified by the application of the A-weighting. It is measured in dBA and denoted as dBA.

Decibel

The "decibel" is a dimensionless measure of sound level or sound pressure level; see sound pressure level. It is denoted as dB.

Equivalent Continuous Sound Level

Equivalent continuous sound level, denoted as L_{eq} , is defined as the steady sound pressure level that, over a given period of time, has the same total energy as the actual fluctuating noise.

Fast Response

"Fast response" is a dynamic characteristic setting of a sound level meter meeting the applicable specifications.

Sound

"Sound" is an oscillation in pressure, stress, particle displacement, or particle velocity, in a medium with internal forces (e.g. elastic, viscous), or the superposition of such propagated oscillations, which may cause an auditory sensation.

Sound Level Meter

A "Sound Level Meter" is an instrument that is sensitive to and calibrated for the measurement of sound.

Sound Pressure Level

The "Sound Pressure Level" is twenty times the logarithm to the base 10 of the ratio of the effective pressure (p) of a sound to the reference pressure (P_r) of 20 μPa . Thus, the sound pressure level in dB = $20 \log_{10} P/P_r$.

INDEX

Title	Page No.
1 Introduction	5
1.1 Measuring Sound Levels	5
2 Objectives	6
3 Methodology	7
3.1 Study Area and Noise Monitoring Locations	7
3.2 Ambient Noise Monitoring and Data Analysis	7
4 Results	8
4.1 Mumbai	9
4.2 Navi Mumbai	11
4.3 Thane	12
4.4 Pune	13
4.5 Nashik	15
4.6 Aurangabad	16
4.7 Nagpur	17
4.8 Kalyan	19
4.9 Amaravati	20
4.10 Jalgaon	21
4.11 Kolhapur	22
4.12 Sangli	23
4.13 Mira-Bhayandar	24
4.14 Vasai-Virar	25
4.15 Ulhasnagar	26
4.16 Bhiwandi-Nizampur	27
4.17 Chandrapur	28
4.18 Nanded-Waghala	29
4.19 Ahmednagar	30
4.20 Dhule	31
4.21 Malegaon	32
4.22 Pimpri-Chinchwad	33
4.23 Parbhani	34
4.24 Latur	35
4.25 Akola	36
4.26 Solapur	37
4.27 Panvel	38
5 Comparative Study of Noise Levels	39
6 Conclusions	54
7 Glimpse of the Event	55
1. ANNEXURE I: Detailed list of Studied locations	61
2. ANNEXURE II: Noise Pollution (Regulation & Control) Rules, 2000 amendment dated 21 st April, 2009	66
3. ANNEXURE III: Hourly Noise Levels Leq dB(A) during Ganesh Festival at 132 locations in Maharashtra	77

1 INTRODUCTION

In India, festivals are traditionally celebrated with songs and dances in large groups, using musical instruments, drums, etc. One such festival is the Ganesh Chaturthi (popularly known as Ganesh Festival). The festival is celebrated across India, but colossally in Maharashtra for 10 days. The last day of the celebrations is escorted by the convoy of musical bands, loudspeakers, disc jockey sets (DJs), etc. Although the festival is replete with divinity, celebrations, and flamboyance, it is also a major source of noise pollution.

Noise is the level of sound that exceeds the threshold limit of acceptance and creates annoyance. The word noise is derived from the Latin word “nausea” meaning sickness. According to the World Health Organization (WHO), if sound levels exceed 85 decibels, then they could be harmful to human beings. Studies show that noise can have a ripple effect on long-lived plants and trees that can last even after the sources of noise subside. It also has harmful effects on animals and birds. The extent of the harm depends on the loudness and pressure of the noise as well as the amount of time for which the person has been exposed. High noise levels may lead to harmful effects on both health and behavior such as cardiovascular disorders, hypertension, stress, hearing loss, insomnia, etc.

Hence, Maharashtra Pollution Control Board (MPCB) measures noise levels during Ganesh Festival every year to check and ensure the decibel levels are within acceptable limits. This year also, the MPCB monitored ambient noise levels during Ganesh Festival at 132 major locations all over Maharashtra.

1.1 Measuring Sound Levels

One parameter of the acoustic (sound) wave which is generally used to assess sound exposure to humans is the sound pressure level expressed in μPa or Pa. The human ear’s audible sound pressure levels range from 20 μPa (hearing threshold) to 20 Pa (pain threshold), resulting in a scale of 1:10,000,000. Since using such a large scale is not practical, a logarithmic scale in decibels (dB) was introduced which is also in agreement with physiological and psychological hearing sensations.

A sound level meter theoretically has a flat response, in other words, it responds the same at different frequencies. Unlike a sound level meter, the human ear responds differently at different frequencies, so a weighting, or filter, can be used so that the meter responds more

like the human ear. The most commonly used weighting is referred to as the ‘A’ weighting and readings are usually measured in dBA.

A noise assessment may be completed for the following reasons: (1) to determine if an environmental nuisance has been caused (2) to verify if a noise standard has been contravened by the emission of noise. It is important to ensure the correct noise descriptor is assessed.

Time-varying noise: LAeq, T is used to quantify the noise where the Lp varies over time. In most situations, the LAeq is the most appropriate descriptor used to investigate environmental noise complaints.

Steady noise: In cases where constant noise is present the LA90 can be used as an equivalent to LAeq. This generally has the advantage of removing extraneous ambient effects from the measurement.

Short duration/non-steady noise: Impact, impulse, and transient noise is measured with LAmax. This noise descriptor is also used to assess sleep disturbance and awakening criteria as per WHO, 1999 and 2009.

2 OBJECTIVES

Maharashtra Pollution Control Board (MPCB) measures ambient noise levels during Ganesh Festival every year with the following objectives:

- ❖ The main objective is to fetch the sound level data around popular locations of the Ganesh festival covering residential, commercial, and silent zones of the city.
- ❖ To determine the maximum and minimum noise levels at various locations.
- ❖ Comparative analysis of this year’s data and last year’s, to find out the extent of violation concerning prescribed standards.
- ❖ To observe the significant factors and their collective impacts to help the concerned authorities and planners for decision-making and mitigation measures at the pro-active stage.
- ❖ Creating awareness among the masses and localities about the environment and the ill-effects of noise pollution.

3 METHODOLOGY

3.1 Study Area and Noise Monitoring Locations

Maharashtra is a state in the western peninsular region of India occupying a substantial portion of the Deccan Plateau. With a total area of 307,713km² (118,809 sqm), it is the third-largest state by area in terms of land area and constitutes 9.36 percent of India's total geographical area. The State lies between 15°35' N to 22°02' N altitude and 72°36' E to 80°54' E longitude. The Ganesh festival is celebrated and enjoyed all over the state. The present study includes 27 municipal corporations to cover all the major parts of the state.

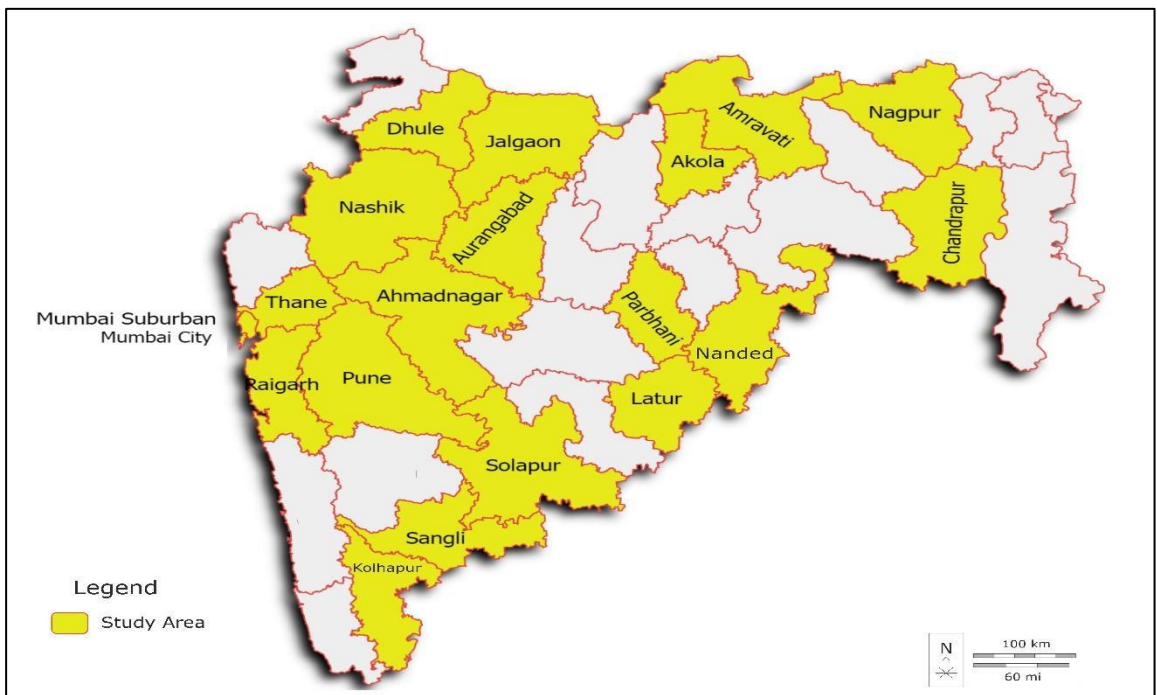


Figure 3.1: Study Area (Noise Monitoring Locations) in Maharashtra

3.2 Ambient Noise Monitoring and Data Analysis

The ambient noise monitoring was carried out during the period of Ganesh Festivals for 132 locations which are covered under 27 Municipal Corporation all over Maharashtra. The monitoring was carried out for five days considering the noise that generates during the festival. As per traditions, different days (after 1 and half days, 5th day, or 11th day) of Ganesh Festival are important as these are followed by ceremonial immersion of the idol of Lord Ganesha in pond/lakes/sea accompanied by DJ systems or

loudspeakers. Based on this, the monitoring was carried out on 31st Aug, 1st Sept, 4th Sept, 6th Sept and 9th September 2022 for six hours (from 1800 hrs to 2400 hrs).

The noise level data was collected using precalibrated Type-II sound level meters (SLM), outside the pandals where continuous music and a crowd of devotees were observed. The instantaneous noise levels were measured with the A-weighted FAST filter. The instrument was mounted on a tripod stand at a height of 1.5 meters from the ground. To minimize the effect of wind, the windball was used. Data is logged at an interval of 1 second. The SLM records the sound pressure level (SPL) in decibels (dB).

From these recorded readings, the equivalent steady sound pressure level of a noise energy-averaged over time is calculated as L_{eq} using the following equation:

$$L_{eq,T} = 10 \log \left(1 / n \sum_{i=1}^n 10^{\frac{L_i}{10}} \right)$$

Where,

L_i = noise level in dB

n = number of observations at an equally spaced time interval

T = Time

The maximum (L_{max}) and minimum (L_{min}) SPL values are also calculated. All the results are further compared with the last year's results also. All the results were compared with Standards of Noise Levels under EPA (1986): Noise Pollution (Regulation & Control) Rules, 2000 by Central Pollution Control Board (CPCB).

4 RESULTS

The study shows that the overall noise level increased this year after two years of quiet celebrations due to COVID-19. The maximum increase is observed on the 5th day of monitoring i.e. on the 9th of September, this is because of the last day (11th day) of the festival. On this day, the statue of Lord Ganesha is taken through the streets in a procession accompanied by musical instruments, Dhols, DJs and Bands to be immersed in a river or the sea symbolizing a ritual known as Ganesh Visarjan. All the results are shown in L_{eq} dB(A) values in the location wise tables and figures given below:

4.1 Mumbai

In Mumbai, we monitored 25 popular areas for Ganesh festival celebrations. The highest noise level was observed at Chinchpokali, East (96.33dBA) followed by Mulund (95.34dBA) and Vikhroli (94.13dBA) on 9th September i.e. on the 5th day of monitoring. Chinchpokali (E) is famous worldwide for the Idol of Ganesha popularly known as “Lalbaugcha Raja”. Like every year, this year also during immersion day (9th Sept, 2022), it was accompanied by a huge number of devotees accompanied by musical instruments, Dhols, DJs and Bands. Huge traffic congestion also contributed to this noise.

Table 4.1: Noise Levels (Leq) dB(A) during Ganesh Festival-2022 in Mumbai

S.No.	Location	31- Aug	1-Sep	4-Sep	6-Sep	9-Sep
1.	Andheri	76.58	68.02	70.98	73.67	74.94
2.	Bandra	71.79	73.75	81.44	78.78	81.16
3.	Bhandup	73.68	73.88	72.55	72.87	81.37
4.	Borivali	72.50	73.83	74.03	78.62	78.94
5.	Byculla	74.18	74.08	70.59	78.21	86.39
6.	Chembur (East)	75.05	80.00	86.28	91.10	93.94
7.	Chembur (West)	71.01	67.22	72.58	70.36	84.40
8.	Chinchpokali (E)	72.77	85.11	83.88	78.36	96.33
9.	Chinchpokali (W)	77.40	77.40	75.70	75.55	81.99
10.	Dadar (East)	73.95	87.66	87.09	88.71	94.19
11.	Dadar (West)	74.08	74.43	76.03	75.51	81.22
12.	Elphinstone	70.58	70.40	69.90	72.32	82.60
13.	Ghatkopar	67.93	72.12	78.60	76.60	78.30
14.	Girgaon Chowpati	68.43	76.57	84.29	82.63	86.89
15.	Grant Road	66.73	68.83	70.72	71.31	72.70

S.No.	Location	31- Aug	1-Sep	4-Sep	6-Sep	9-Sep
16.	Juhu Chowpati	74.39	75.18	76.11	75.50	81.07
17.	Kandivali (East)	80.37	79.14	83.59	81.80	80.90
18.	Kandivali (West)	70.67	82.15	77.99	70.85	70.99
19.	Khar	67.93	80.52	77.74	86.19	83.92
20.	Mulund	68.26	73.88	81.72	74.87	95.34
21.	Mumbai Central	71.17	74.14	73.65	72.04	79.62
22.	Parel	83.42	73.88	69.95	85.93	93.98
23.	Santacruz (East)	78.96	76.60	84.29	81.39	84.52
24.	Vikhroli	87.04	73.38	78.66	79.64	94.13
25.	Wadala	75.12	81.72	77.67	75.19	76.64

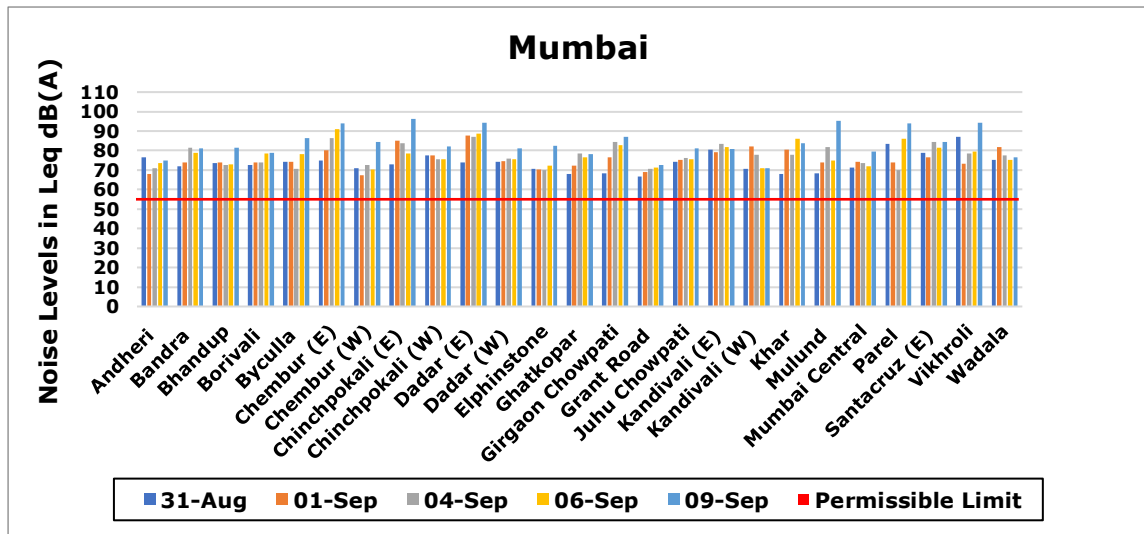


Figure 4.1: Ambient Noise Levels during Ganesh Festival-2022 in Mumbai

4.2 Navi Mumbai

In Navi Mumbai, Vashi (94.60 dBA) is observed with the highest noise levels followed by Uran (92.90 dBA) on the 5th day of monitoring i.e. on 9th September, 2022. The increase in noise level was due to traffic congestion.

Table 4.2: Noise Levels (Leq) dB(A) during Ganesh Festival-2022 in Navi Mumbai

S.No.	Location	31- Aug	1-Sep	4-Sep	6-Sep	9-Sep
1.	Airoli	83.20	83.20	75.85	78.00	83.70
2.	CBD Belapur	66.20	68.30	70.40	67.00	69.60
3.	Kopar Khairane	77.20	76.80	76.80	76.70	75.10
4.	Uran	76.00	70.00	75.35	79.10	92.90
5.	Vashi	74.00	85.80	84.56	81.90	94.60

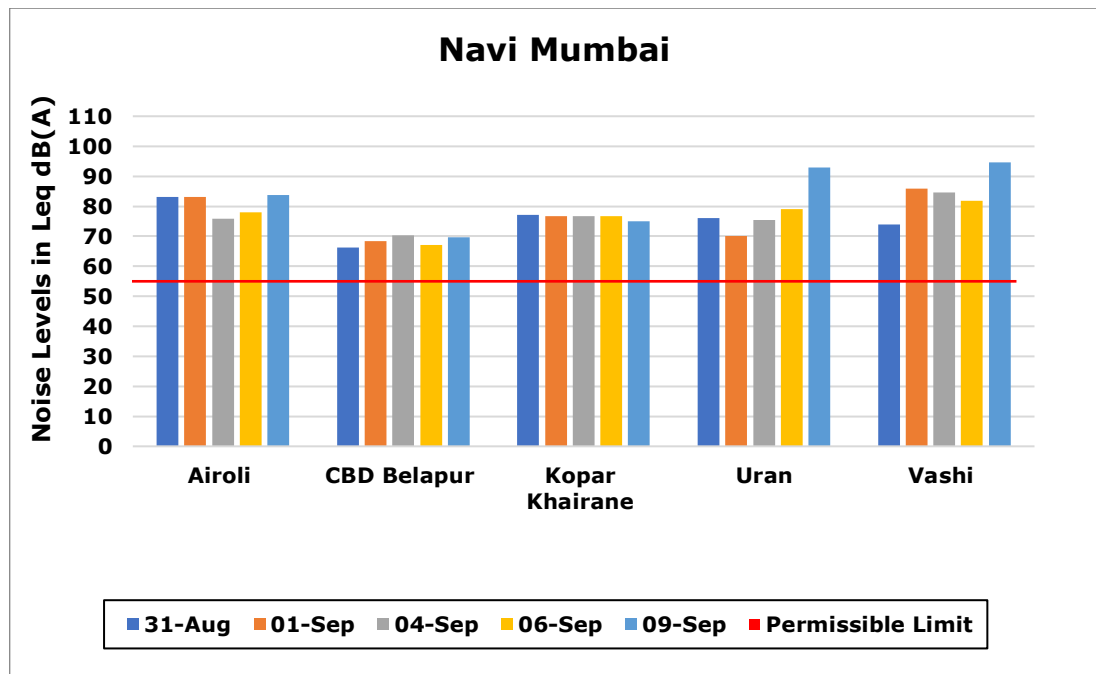


Figure 4.2: Ambient Noise Levels during Ganesh Festival-2022 in Navi Mumbai

4.3 Thane

A total of eight locations were monitored in the Thane region. The highest noise level was observed at Court Naka with 88.7 dB(A) on 9th September and the main reason for the increase in noise level was due to the crowd of devotees for immersion (visarjan).

Table 4.3: Noise Levels (Leq) dB(A) during Ganesh Festival-2022 in Thane

S.No.	Location	31- Aug	1-Sep	4-Sep	6-Sep	9-Sep
1.	Gokhale Road	73.90	80.40	81.05	80.40	79.60
2.	Jambli Naka	74.30	84.20	74.45	77.50	81.70
3.	Gaondevi Mandir	74.20	87.10	69.63	70.50	73.30
4.	Wagle Estate	61.50	74.90	76.20	69.40	65.70
5.	Court Naka	74.20	76.20	75.34	74.20	88.70
6.	Mental Hospital	60.60	69.50	69.50	71.60	85.30
7.	Bedekar Hospital	71.10	71.70	67.73	73.60	67.70
8.	Kalwa	76.10	80.40	76.72	79.10	85.30

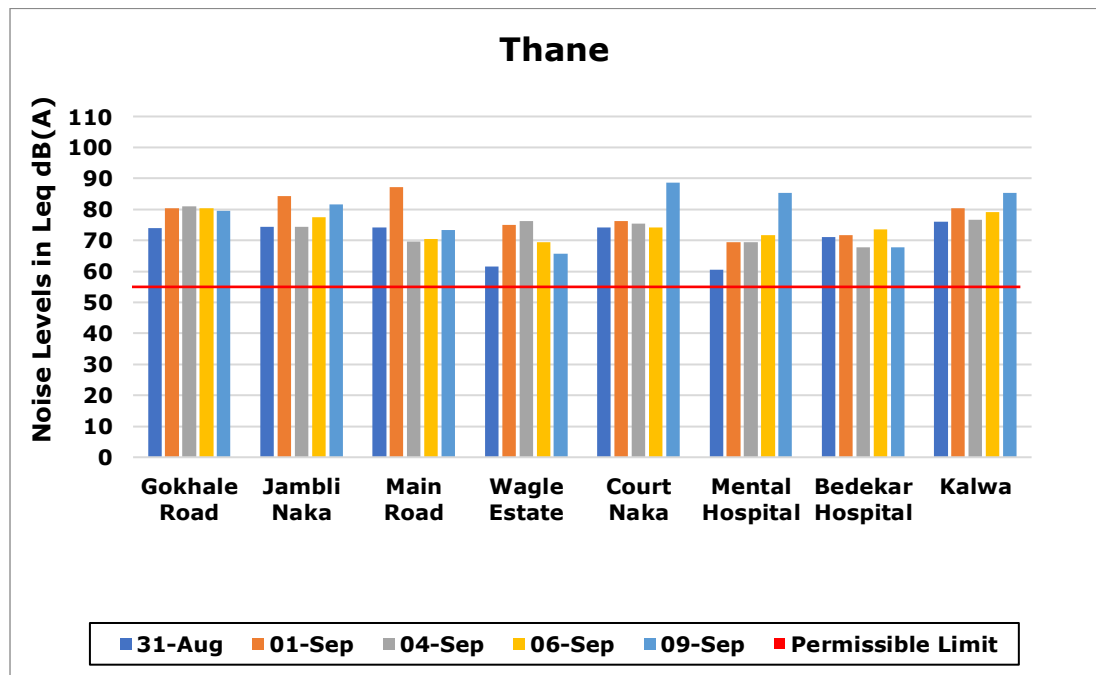


Figure 4.3: Ambient Noise Levels during Ganesh Festival-2022 in Thane

4.4 Pune

Eighteen locations were monitored in the Pune region. In Pune, Mahatma Phule is recorded with the highest noise level at 98.70dBA followed by Shivaji Nagar with 97.19dBA. It was also observed on the 9th Sept i.e. 5th day of monitoring and immersion day of the Idol of Lord Ganesha.

Table 4.4: Noise Levels (Leq) dB(A) during Ganesh Festival-2022 in Pune

S.No.	Location	31- Aug	1-Sep	4-Sep	6-Sep	9-Sep
1.	Shivaji Nagar	74.90	72.35	79.87	76.14	97.19
2.	Karve Road	77.47	85.97	81.11	80.82	82.87
3.	Swar Gate	74.18	74.06	77.36	77.92	81.12
4.	Satara Road	78.15	81.49	75.23	80.99	81.88
5.	Shaniwar Peth	79.27	85.43	86.32	85.36	94.32
6.	Yerawada	88.86	88.68	76.55	80.33	81.28
7.	Laxmi Road	75.86	76.95	71.38	82.99	96.12
8.	Kothrud	93.41	80.26	80.37	80.31	81.09
9.	Mahatma Phule Maidan	75.67	78.40	74.97	79.97	98.70
10.	Sarus Baug	73.95	70.50	74.84	77.29	96.19
11.	Hadapsar	80.17	84.35	75.52	75.23	83.41
12.	Parvati	75.53	72.82	74.69	76.88	79.58
13.	Koregaon Park	76.10	77.64	70.78	69.43	70.42
14.	Khadaki	79.13	74.90	78.92	75.74	94.79
15.	M G Road	76.19	79.37	73.23	75.66	76.66
16.	University Road Chowk	76.82	77.83	76.66	76.88	78.80

S.No.	Location	31- Aug	1-Sep	4-Sep	6-Sep	9-Sep
17.	Aundh Parihar Chowk	74.91	72.26	70.74	74.23	75.10
18.	Vishrant Wadi	76.17	76.96	74.28	82.21	81.11

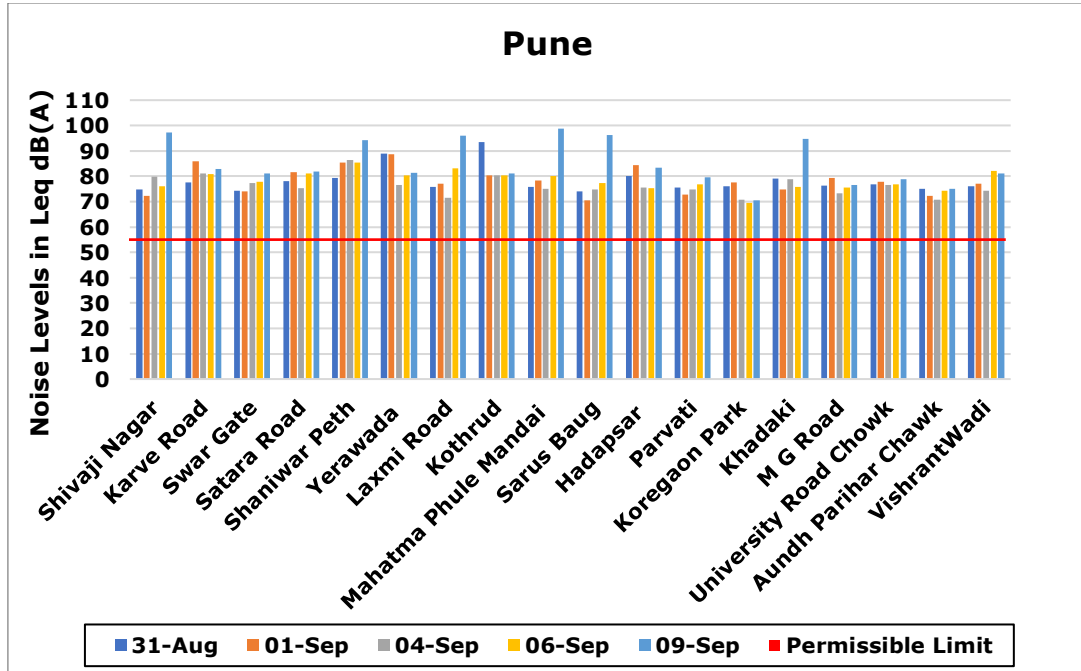


Figure 4.4: Noise Levels during Ganesh Festival-2022 in Pune

4.5 Nashik

Five locations were monitored in the Nashik region. The maximum level of noise is observed on the 9th September during 5 days of monitoring exceeding the permissible limits of the day (65dBA) as well as night (55dBA) prescribed by the CPCB. It is observed highest near Ashok Stambh (97.98dBA) and lowest near CIDCO (86.06dBA).

Table 4.5: Noise Levels (Leq) dB(A) during Ganesh Festival-2022 in Nashik

S.No.	Location	31- Aug	1-Sep	4-Sep	6-Sep	9-Sep
1.	Nashik Road/ Ramkund	71.04	68.59	71.01	69.43	93.92
2.	Panchvati/ Near Ashok Stambh	69.51	66.20	70.55	68.28	97.98
3.	Civil Hospital/ Near Gadge Maharaj Statue	70.10	66.40	70.20	68.57	97.07
4.	Trimurty Chowk/ River Bank of Waldevi	69.30	66.86	70.01	68.88	96.02
5.	Satpur Bus Stand/ CIDCO (Behind PF Off.)	69.59	67.69	69.83	69.24	86.06

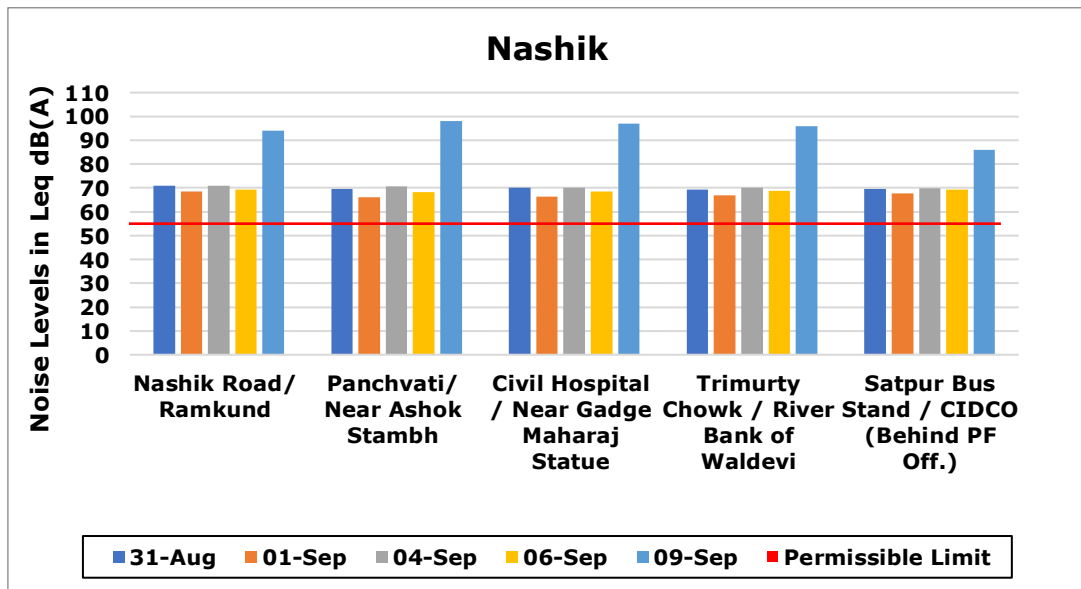


Figure 4.5: Noise Levels during Ganesh Festival-2022 in Nashik

4.6 Aurangabad

Five locations were monitored for the Aurangabad region. The highest noise level was observed on 9th September at Gulmandi with 91.75 dB(A) followed by City chowk (91.59dBA). The increase in noise level was due to traffic and nearby pandals.

Table 4.6: Noise Levels (Leq) dB(A) during Ganesh Festival-2022 in Aurangabad

S.No.	Location	31- Aug	1-Sep	4-Sep	6-Sep	9-Sep
1.	Gulmandi	75.90	75.49	67.20	68.82	91.75
2.	City Chowk	67.73	69.44	66.63	68.34	91.59
3.	Kranti Chowk	70.40	72.96	70.36	70.02	76.62
4.	CIDCO Residential	53.40	64.63	60.33	59.56	64.81
5.	Usmanpura	64.00	64.75	64.23	64.76	64.76

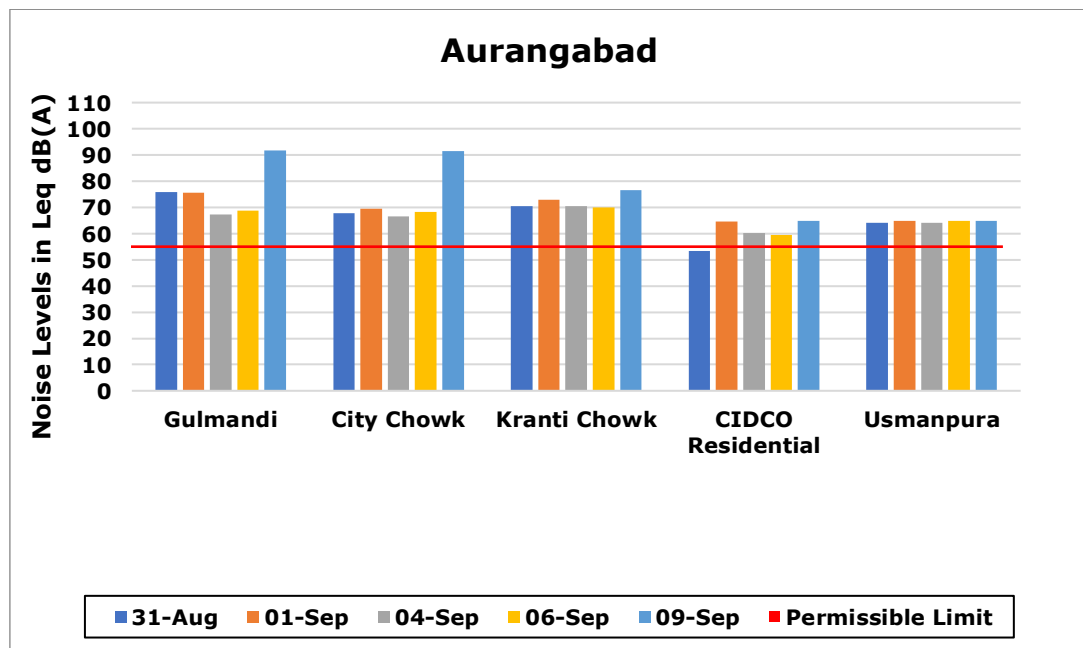


Figure 4.6: Noise Levels during Ganesh Festival-2022 in Aurangabad

4.7 Nagpur

In the Nagpur region also 5 locations were monitored. Noise levels near Gandhiputala (87.20dBA) on the first day of Ganesh festival i.e. on 31st August, 2022 is observed highest among all five days followed by Sonegaon lake (immersion place) with 81.90 dB(A) on 9th September.

Table 4.7: Noise Levels (Leq) dB(A) during Ganesh Festival-2022 in Nagpur

S.No.	Location	31-Aug	1-Sep	4-Sep	6-Sep	9-Sep
1.	Cotton Market (Jayshree Talkies)/ (Gandhisagar)	72.20	76.00	81.40	80.20	71.80
2.	Ramdaspeth (KRIMS Hospital)/ (Sonegaon lake)	57.20	75.80	72.90	72.20	81.90
3.	Reshimbag (Saraswati Vidyalaya)/ (Sakkardara lake)	70.90	74.30	75.00	75.90	77.30
4.	Gandhiputala (Taori TV Showroom)/ (Naik lake)	87.20	71.50	72.50	74.00	79.20
5.	Golibar Chowk/ (Futala lake)	79.40	77.00	76.20	77.40	74.20

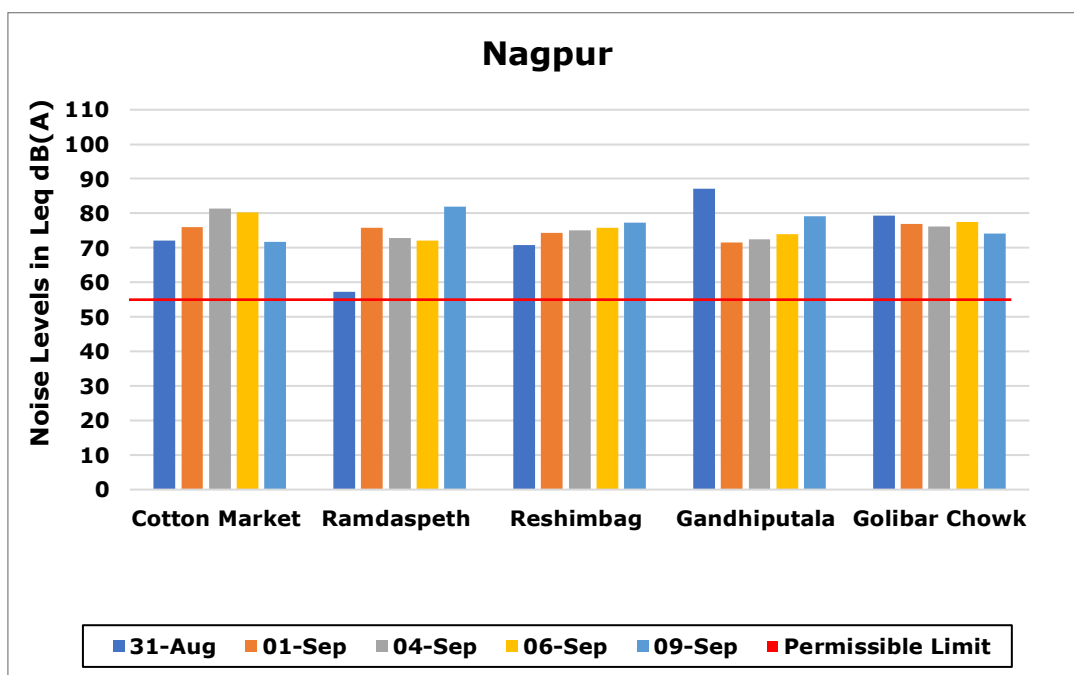


Figure 4.7: Noise Levels during Ganesh Festival-2022 in Nagpur

4.8 Kalyan

In the Kalyan region, three locations were chosen for monitoring (Table 4.8). Out of these three locations the highest noise level is observed at Shivaji Chowk on 19th September at 96.90dB(A). As this is a commercial area, huge traffic also contributed to the noise.

Table 4.8: Noise Levels (Leq) dB(A) during Ganesh Festival-2022 in Kalyan

S.No.	Location	31- Aug	1-Sep	4-Sep	6-Sep	9-Sep
1.	Khadakpada Chowk	77.60	79.90	80.11	83.40	90.90
2.	Shivaji Chowk	75.50	83.80	79.07	81.10	96.90
3.	Ulhasnagar Station	77.80	81.10	84.90	83.00	89.50

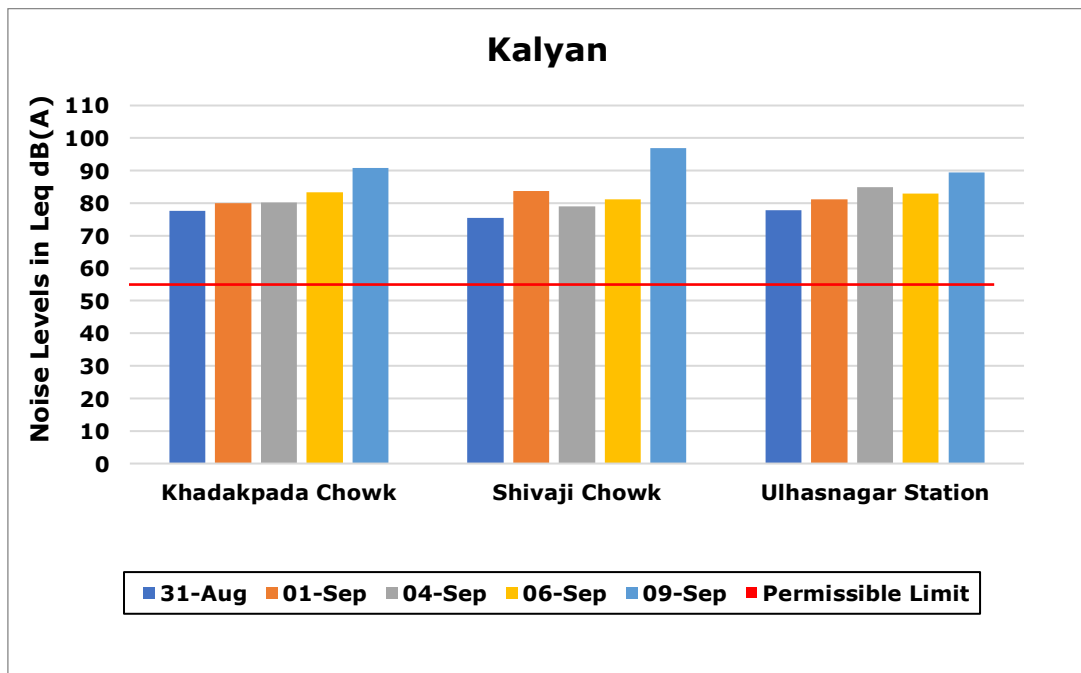


Figure 4.8: Noise Levels during Ganesh Festival-2022 in Kalyan

4.9 Amaravati

Out of the three locations monitored for the Amravati region, Rajkamal Square found highest noise level among all five days of monitoring. Rajkamal Square is one of the busiest commercial places in the Amravati region, hence due to the local crowd and traffic, exceeding noise levels are observed here.

Table 4.9: Noise Levels (Leq) dB(A) during Ganesh Festival-2022 in Amaravati

S.No.	Location	31- Aug	1-Sep	4-Sep	6-Sep	9-Sep
1.	Bhudhwara	65.30	64.30	64.50	63.80	67.10
2.	Rajkamal Square	76.50	75.10	74.30	76.00	77.30
3.	Irvin Hospital Square	65.90	65.50	65.80	65.50	67.00

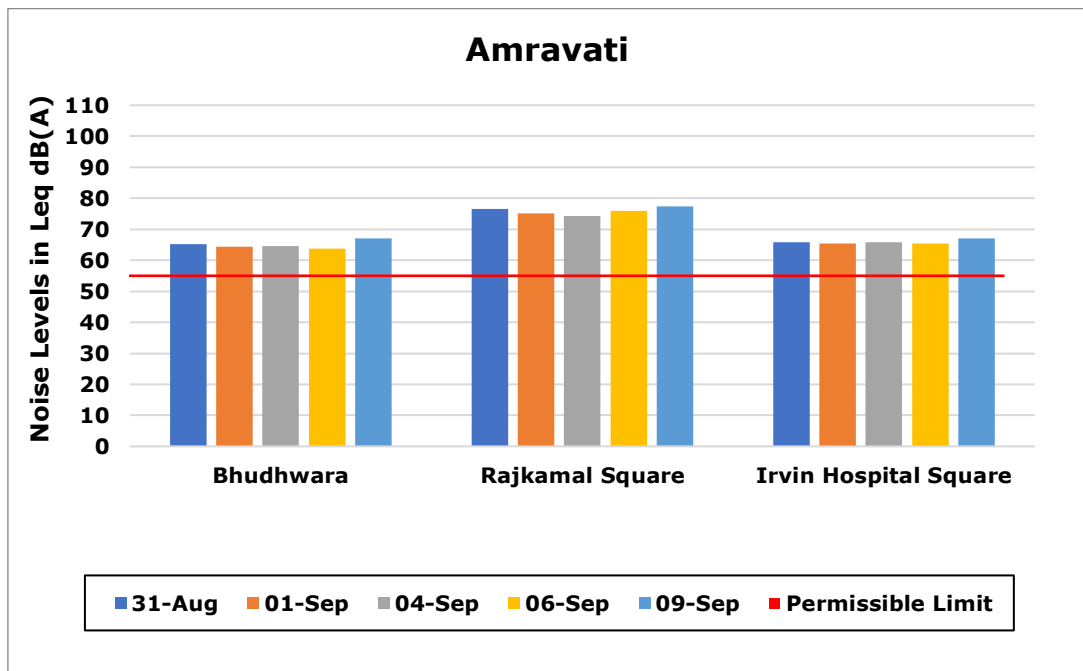


Figure 4.9: Noise Levels during Ganesh Festival-2022 in Amaravati

4.10 Jalgaon

In the Jalgaon region also three locations were monitored. The highest noise level is observed at Shashtri Tower Chowk. Traffic congestion may be one of the contributors to the higher noise level at this commercial location.

Table 4.10: Noise Levels (Leq) dB(A) during Ganesh Festival-2022 in Jalgaon

S.No.	Location	31- Aug	1-Sep	4-Sep	6-Sep	9-Sep
1.	Subhash Chowk	76.56	73.50	72.69	72.15	76.21
2.	Shashtri Tower Chowk	67.48	71.80	70.52	72.97	85.27
3.	Shanipeth Police Station	61.30	58.00	53.02	59.83	66.17

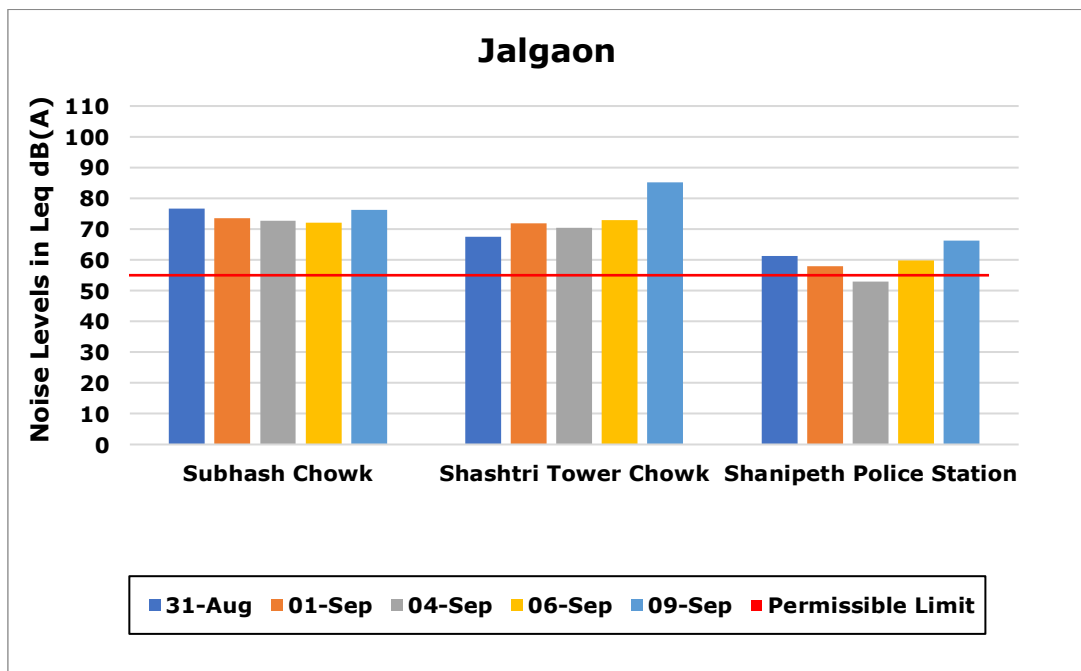


Figure 4.10: Noise Levels during Ganesh Festival-2022 in Jalgaon

4.11 Kolhapur

In the Kolhapur region also three locations were monitored. On the last day of monitoring i.e. on 9th September, monitoring was done at Papchi tikti instead of the Rajaram Puri location. From table 4.11, it is obvious that measured noise levels during Ganesh Festival are exceeding the limits at Mahalaxmi temple during all five days of monitoring. However, it drastically increased (112.67dBA) on 9th September, 2022.

Table 4.11: Noise Levels (Leq) dB(A) during Ganesh Festival-2022 in Kolhapur

S.No.	Location	31- Aug	1-Sep	4-Sep	6-Sep	9-Sep
1.	Rajaram Puri/Papchi Tikti	89.08	80.07	80.94	82.32	96.36
2.	Mahalaxmi Mandir	84.01	80.14	84.53	79.77	112.67
3.	Khas Baug Maidan	78.16	86.14	79.32	83.79	69.90

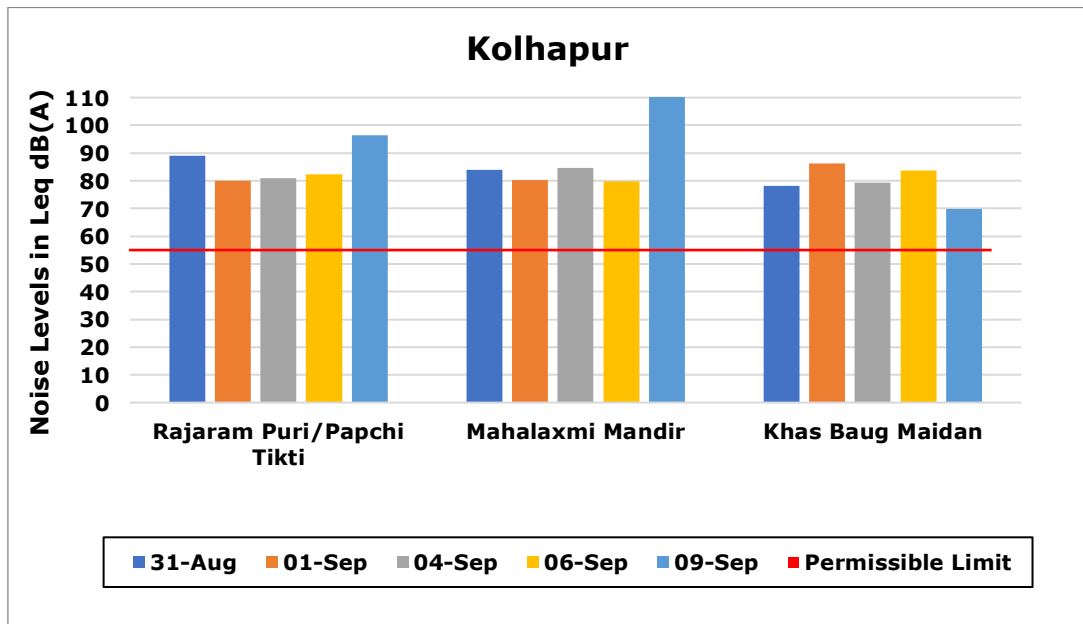


Figure 4.11: Noise Levels during Ganesh Festival-2022 in Kolhapur

4.12 Sangli

Out of the three locations monitored in the Sangli region, the highest noise level of 99.80 dB(A) was observed at Miraj market on 9th September.

Table 4.12: Noise Levels (Leq) dB(A) during Ganesh Festival-2022 in Sangli

S.No.	Location	31- Aug	1-Sep	4-Sep	6-Sep	9-Sep
1.	Miraj Market	82.80	81.75	84.12	97.23	99.80
2.	Vishram Baug Chowk	79.01	81.97	80.87	80.80	97.68
3.	Gandhi Putala	78.36	84.00	84.01	85.19	97.13

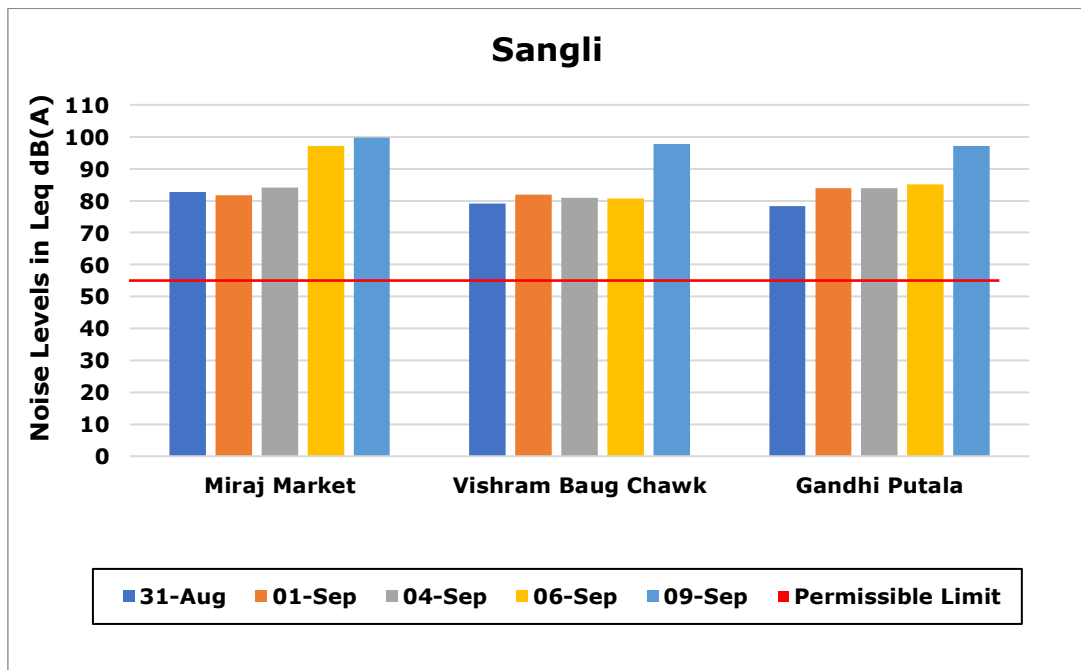


Figure 4.12: Noise Levels during Ganesh Festival-2022 in Sangli

4.13 Mira-Bhayandar

In Mira-Bhayandar the highest noise level was observed at Shivaji Chowk Kashi meera i.e. 82.70dB(A) on 6th September and then a little decrease (81.19dBA) is observed on 9th September.

Table 4.13: Noise Levels (Leq) dB(A) during Ganesh Festival-2022 in Mira-Bhayandar

S.No.	Location	31- Aug	1-Sep	4-Sep	6-Sep	9-Sep
1.	Bhakti Vedant Hospital,	76.10	76.80	76.52	79.50	79.42
2.	Golden Police Chowki	75.50	76.80	75.89	78.30	80.90
3.	Shivaji Chowk Kashi meera	76.40	82.40	80.96	82.70	81.19

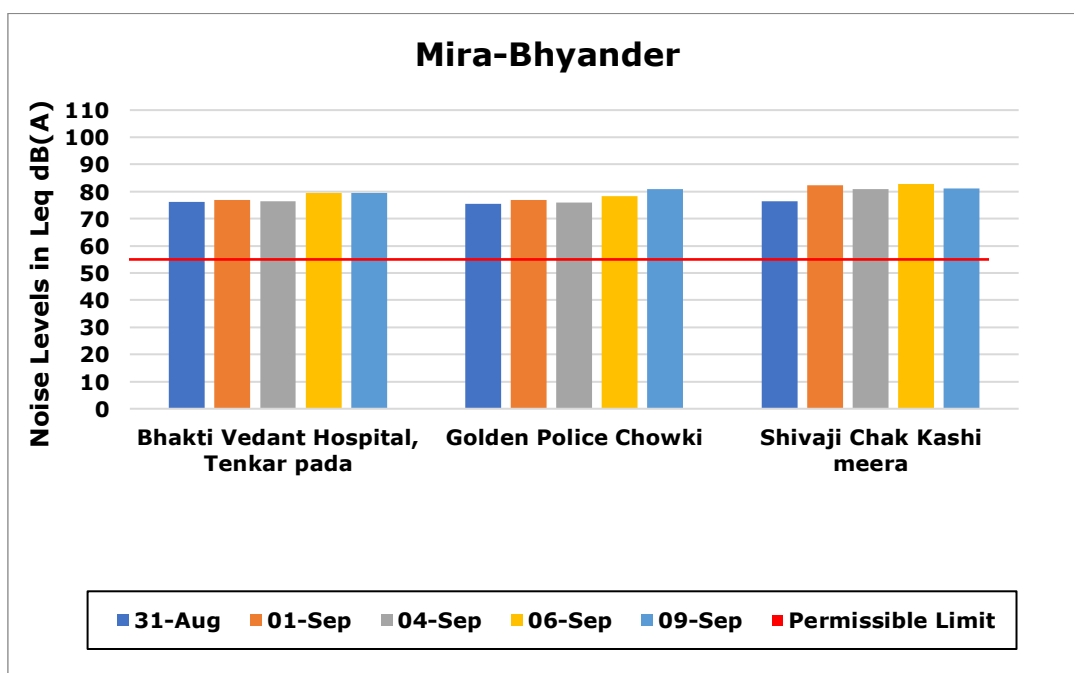


Figure 4.13: Noise Levels during Ganesh Festival-2022 in Mira-Bhayandar

4.14 Vasai-Virar

At Vasai-Virar also, three locations were monitored to check the noise level during Ganesh Festival. The highest noise level (91dBA) was observed at Satwali, Vasai (E) on all five days of noise monitoring and the reason was due to honking and traffic.

Table 4.14: Noise Levels (Leq) dB(A) during Ganesh Festival-2022 in Vasai-Virar

S.No.	Location	31- Aug	1-Sep	4-Sep	6-Sep	9-Sep
1.	Range office, Satwali, Vasai East	68.70	84.30	89.03	81.80	91.00
2.	Valiv phata, Vasai East	72.80	85.30	87.43	86.60	86.40
3.	N.B. Estate, Virar West	73.70	84.30	85.14	82.70	87.90

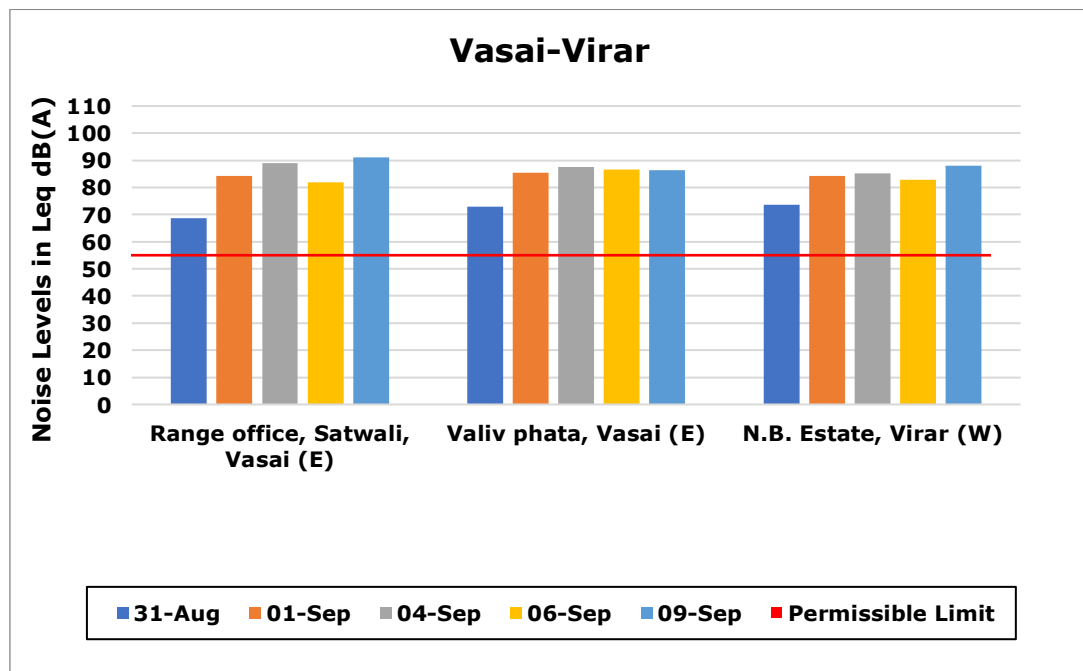


Figure 4.14: Noise Levels during Ganesh Festival-2022 in Vasai-Virar

4.15 Ulhasnagar

Ulhasnagar is a city in Thane District. Here also, 3 locations were monitored for noise levels during Ganesh Festival, 2022. The highest noise level in Ulhasnagar was observed at CHM college with 93.19dB(A) on all five days of monitoring and the maximum level was observed on 9th September.

Table 4.15: Noise Levels (Leq) dB(A) during Ganesh Festival-2022 in Ulhasnagar

S.No.	Location	31- Aug	1-Sep	4-Sep	6-Sep	9-Sep
1.	Gaol Maidan	75.90	79.50	85.29	81.90	83.65
2.	Doodh Naka, Ulhasnagr	69.70	77.50	87.58	75.50	88.47
3.	CHM college	86.40	87.50	92.00	92.60	93.19

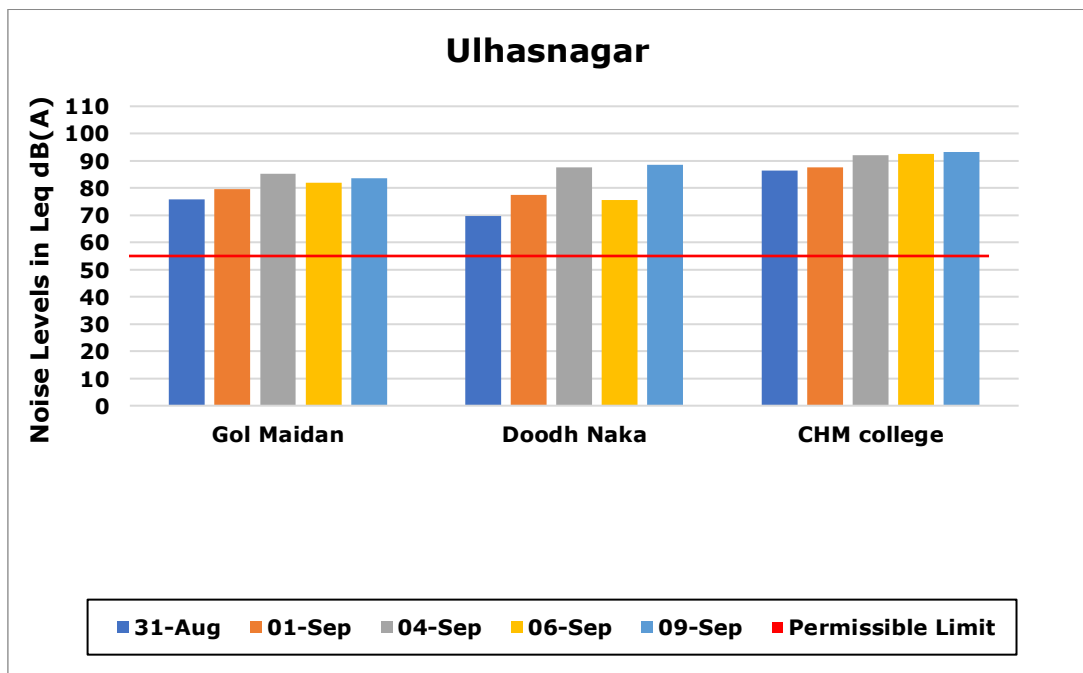


Figure 4.15: Noise Levels during Ganesh Festival-2022 in Ulhasnagar

4.16 Bhiwandi-Nizampur

Bhiwandi is the commercial city of the Thane district. Noise levels were monitored at three locations here. The highest noise level was observed at Dhamankar Naka (97.33dBA) on 9th September.

Table 4.16: Noise Levels (Leq) dB(A) during Ganesh Festival-2022 in Bhiwandi-Nizampur

S.No.	Location	31- Aug	1-Sep	4-Sep	6-Sep	9-Sep
1.	Dhamankar Naka	83.30	91.50	79.13	83.70	97.33
2.	Indira Gandhi Memorial Hospital	73.80	80.80	80.61	81.80	82.25
3.	Shelar Near Nadi Naka	80.00	80.10	75.09	72.10	76.43

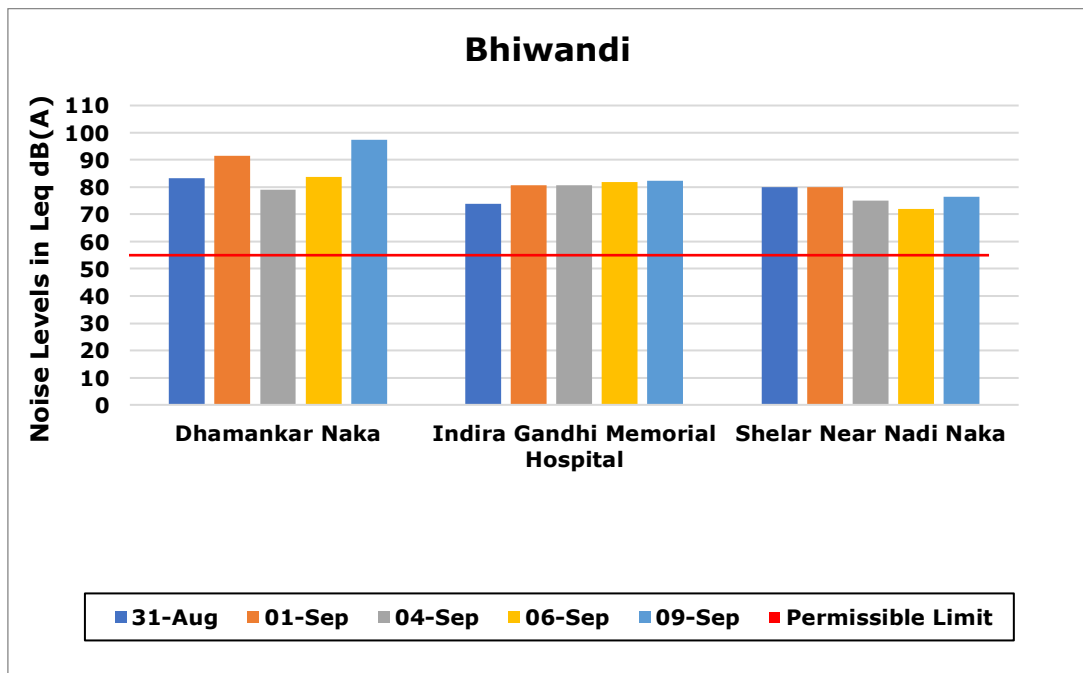


Figure 4.16: Noise Levels during Ganesh Festival-2022 in Bhiwandi-Nizampur

4.17 Chandrapur

In the Chandrapur region also three locations were monitored. The maximum level of noise levels is observed on the last day of Ganesh festival i.e. on 9th September. However, the highest noise level was observed at Gandhi Square (97.70dBA). The reason for the increase in noise level was due to high traffic in this region.

Table 4.17: Noise Levels (Leq) dB(A) during Ganesh Festival-2022 in Chandrapur

S.No.	Location	31- Aug	1-Sep	4-Sep	6-Sep	9-Sep
1.	Govt. Hospital	68.90	69.40	68.20	68.70	88.70
2.	Gandhi Square	81.40	71.00	76.30	77.40	97.70
3.	Jatpura Gate	73.10	70.20	72.90	79.60	96.50

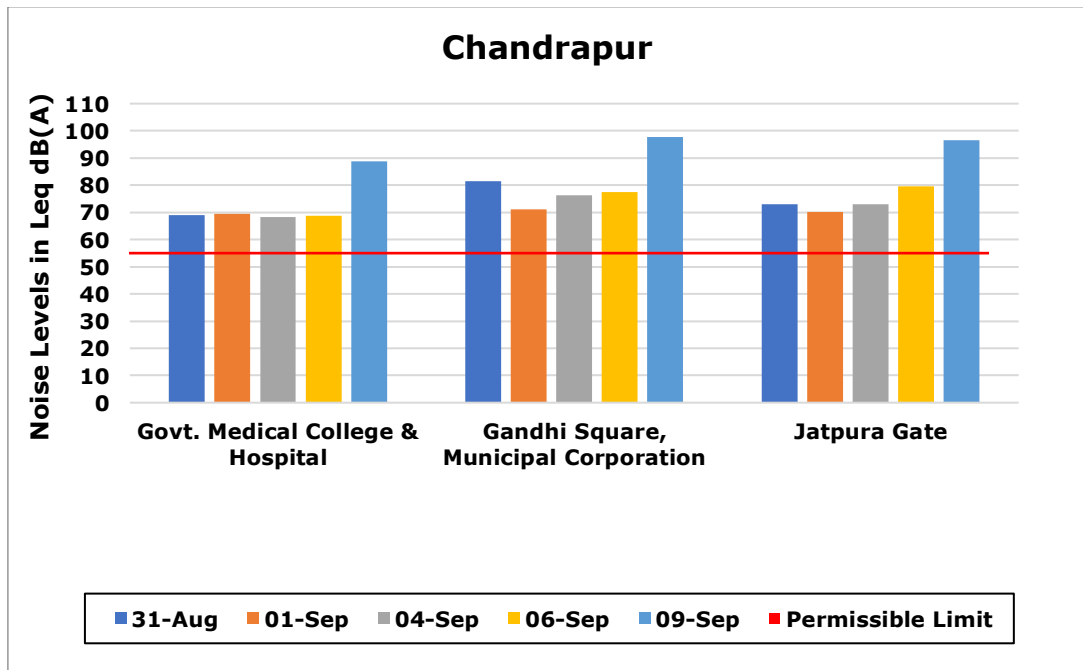


Figure 4.17: Noise Levels during Ganesh Festival-2022 in Chandrapur

4.18 Nanded-Waghala

At Nanded-Waghala also 3 locations were monitored. The highest noise level was observed at SGGGS Govt. medical college & hospital (87.56 dBA) on 9th September and the increase in noise level was due to crowd and traffic jams in front of the hospital.

Table 4.18: Noise Levels (Leq) dB(A) during Ganesh Festival-2022 in Nanded-Waghala

S.No.	Location	31- Aug	1-Sep	4-Sep	6-Sep	9-Sep
1.	Ganesh Nagar	66.70	66.12	63.89	66.40	75.06
2.	Shivaji Nagar	67.20	71.70	67.40	70.20	75.95
3.	Shree Guru Govind Singh Govt. Medical College & Hospital	69.00	70.40	70.20	70.24	87.56

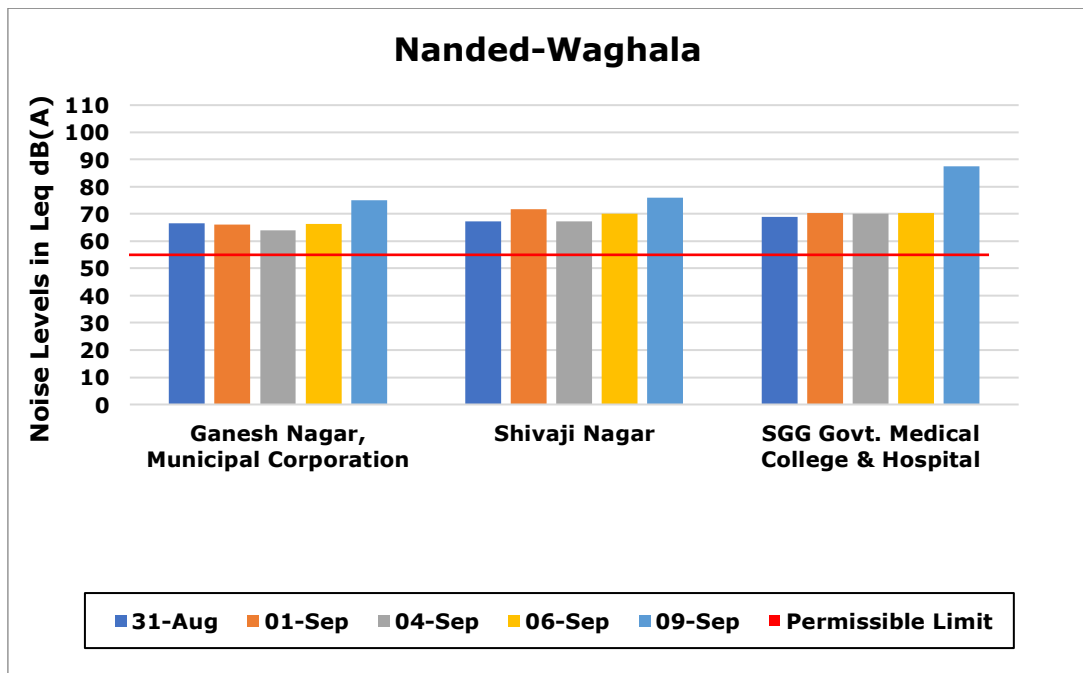


Figure 4.18: Noise Levels during Ganesh Festival-2022 in Nanded-Waghala

4.19 Ahmednagar

The highest noise level in Ahmednagar was observed at Chitale Road on 10th September with 69.8 dB(A) and the increase in noise was mainly due to traffic.

Table 4.19: Noise Levels (Leq) dB(A) during Ganesh Festival-2022 in Ahmednagar

S.No.	Location	31- Aug	1-Sep	4-Sep	6-Sep	9-Sep
1.	Kotala Chowk	69.81	67.78	70.72	69.64	94.65
2.	Chitale Road	70.67	67.52	70.78	70.50	92.35
3.	Old Bus Stand	69.84	67.20	70.64	69.58	94.24

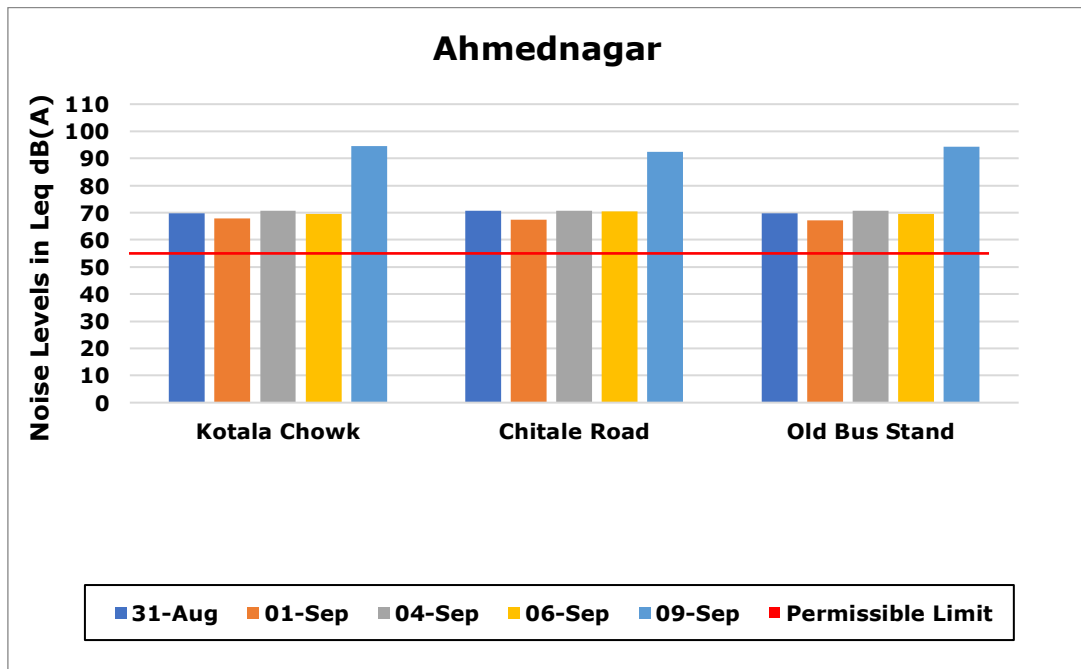


Figure 4.19: Noise Levels during Ganesh Festival-2022 in Ahmednagar

4.20 Dhule

As shown in table 4.20, noise levels sharply increased on the day of immersion i.e. on 9th September. The highest noise level was observed at Santoshi mata chowk (94.70dBA) during noise monitoring of 3 locations.

Table 4.20: Noise Levels (Leq) dB(A) during Ganesh Festival-2022 in Dhule

S.No.	Location	31- Aug	1-Sep	4-Sep	6-Sep	9-Sep
1.	Agrasen Chowk	68.95	66.41	68.78	68.92	92.63
2.	Fulwala Chowk	69.94	67.90	70.59	69.44	86.55
3.	Santoshi Mata Chowk	69.41	67.53	70.02	69.47	94.70

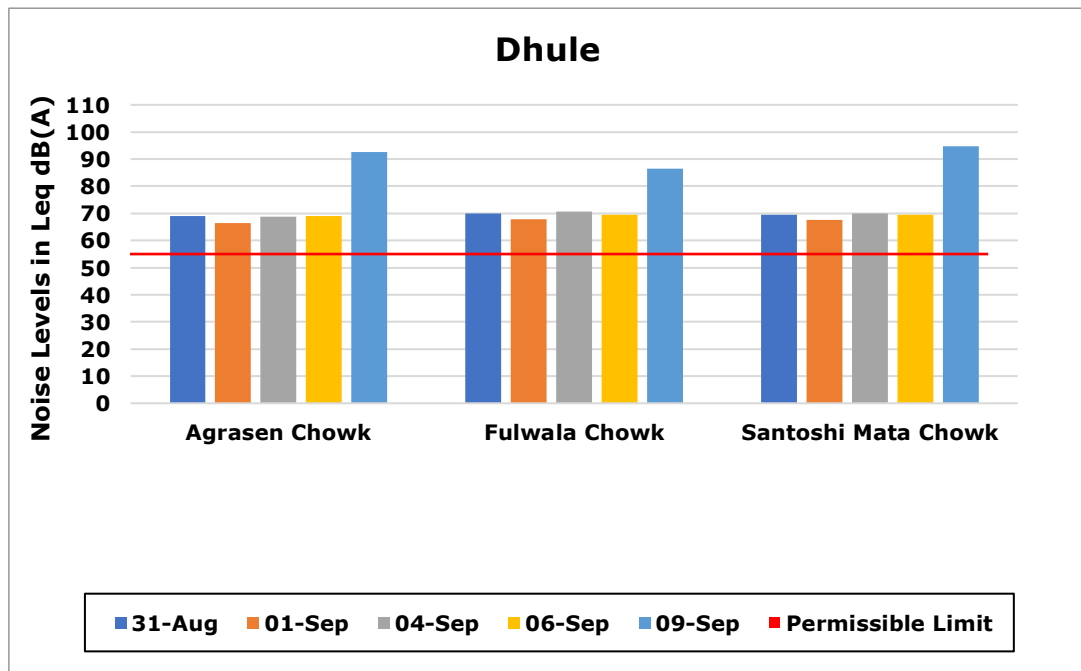


Figure 4.20: Noise Levels during Ganesh Festival-2022 in Dhule

4.21 Malegaon

A similar trend of rising noise levels on the last day of the Ganesh festival i.e. on 9th September was also observed in Malegaon. All 3 monitoring locations are observed with noise levels above 95dBA. However, the highest among all three's was observed Satana Naka with 97.75dB(A).

Table 4.21: Noise Levels (Leq) dB(A) during Ganesh Festival-2022 in Malegaon

S.No.	Location	31- Aug	1-Sep	4-Sep	6-Sep	9-Sep
1.	Mosampur	71.59	68.00	70.75	69.61	95.14
2.	Satana Naka	69.27	66.40	69.05	68.25	97.75
3.	Malegaon Camp	70.81	67.84	71.35	68.97	95.46

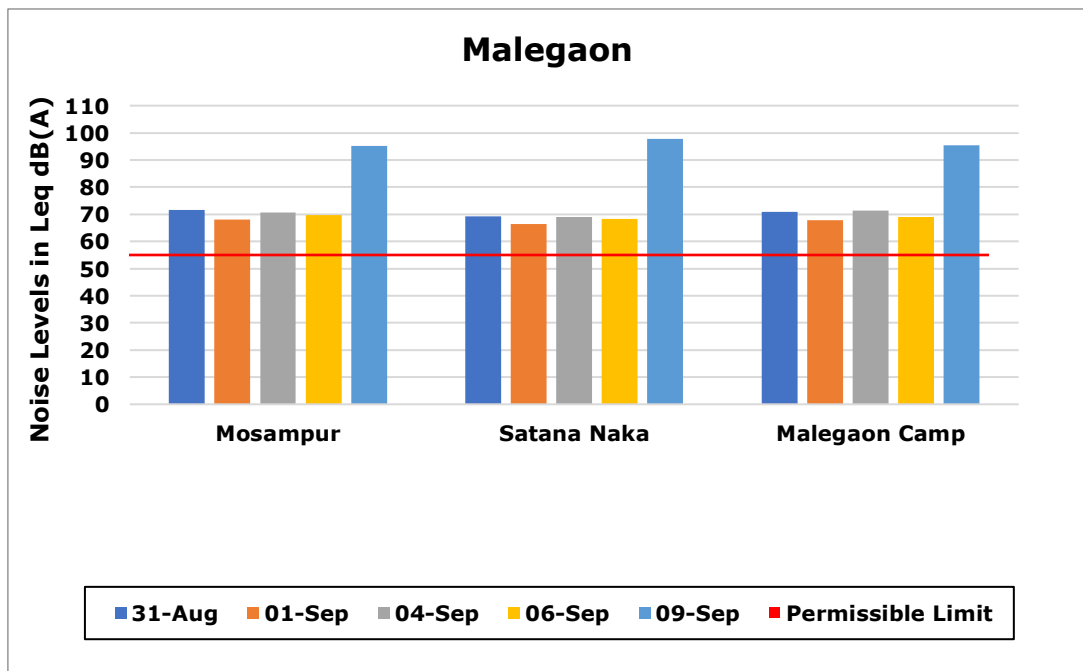


Figure 4.21: Noise Levels during Ganesh Festival-2022 in Malegaon

4.22 Pimpri-Chinchwad

Shanti Nagar of Pimpri-Chinchwad is found with the highest level (103.99dBA) of noise among all three monitored locations during Ganesh Festival.

Table 4.22: Noise Levels (Leq) dB(A) during Ganesh Festival-2022 in Pimpri-Chinchwad

S.No.	Location	31- Aug	1-Sep	4-Sep	6-Sep	9-Sep
1.	Chaphekar Chowk	82.92	75.38	76.00	99.54	80.62
2.	Shanti Nagar	72.25	70.71	69.41	78.72	103.99
3.	Bosari Gaonthan	80.94	68.37	67.66	70.72	70.59

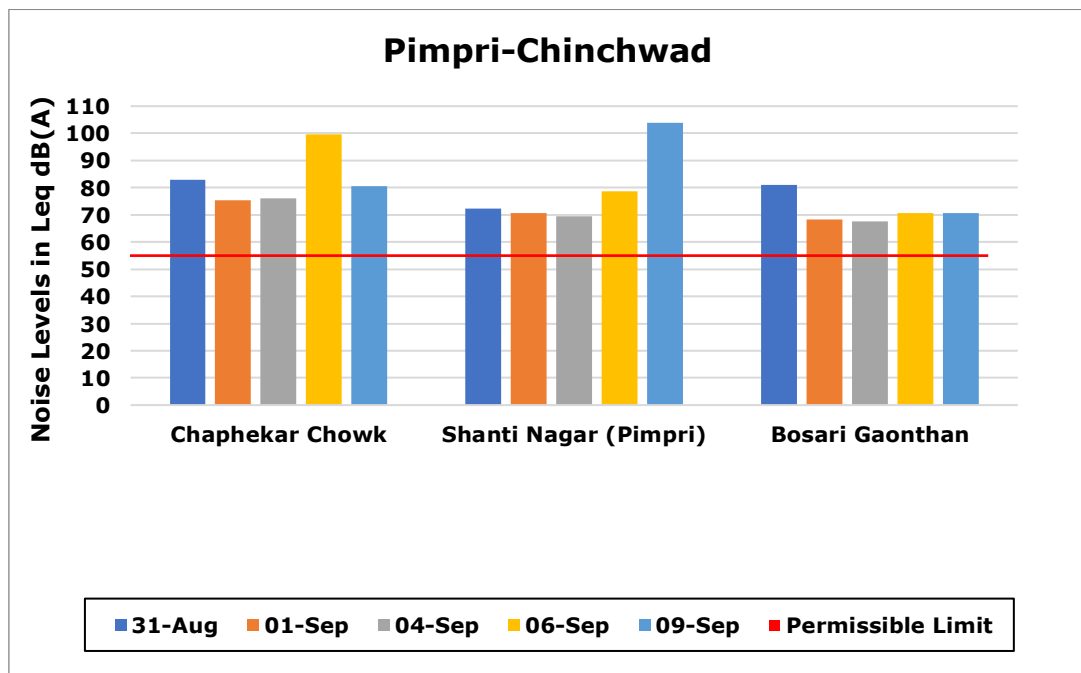


Figure 4.22: Noise Levels during Ganesh Festival-2022 in Pimpri-Chinchwad

4.23 Parbhani

Parbhani is a religious city of the Marathwada region. In this region, three locations were selected to measure noise levels during Ganesh Festival. The highest noise level in Parbhani region was observed near Shivaji Maharaj Putala, with 88.10dB(A) on 9th September.

Table 4.23: Noise Levels (Leq) dB(A) during Ganesh Festival-2022 in Parbhani

S.No.	Location	31- Aug	1-Sep	4-Sep	6-Sep	9-Sep
1.	Shivaji Chowk	69.10	74.18	69.36	69.58	84.13
2.	Shivaji Maharaj Putala	68.50	71.31	69.45	69.68	88.10
3.	Raigad Corner	66.90	67.65	62.72	63.49	71.38

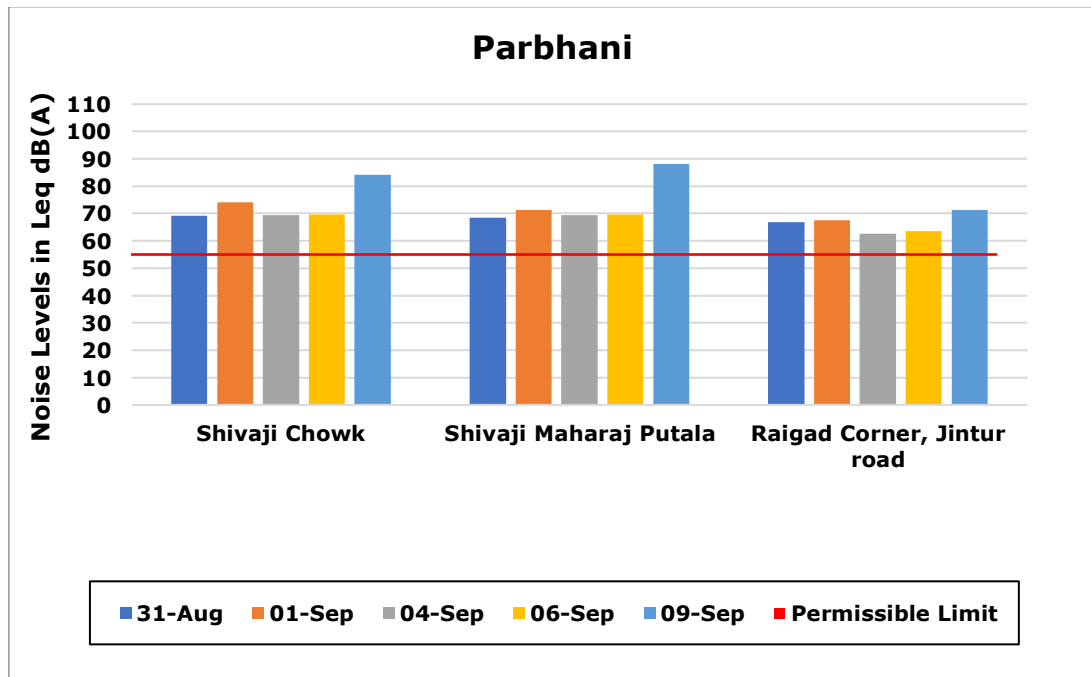


Figure 4.23: Noise Levels during Ganesh Festival-2022 in Parbhani

4.24 Latur

A sudden increase in noise level on the last day of Ganesh festival i.e. on 9th September can be seen at all three locations of Latur. The highest noise level (88.51dBA) in all five days of monitoring was observed at Adarsh Colony.

Table 4.24: Noise Levels (Leq) dB(A) during Ganesh Festival-2022 in Latur

S.No.	Location	31- Aug	1-Sep	4-Sep	6-Sep	9-Sep
1.	Ganjgolai	75.70	71.21	69.19	69.89	87.05
2.	Kesharaj High school	68.90	67.53	66.16	65.80	71.88
3.	Aadarsh Colony	66.10	69.13	69.30	68.14	88.51

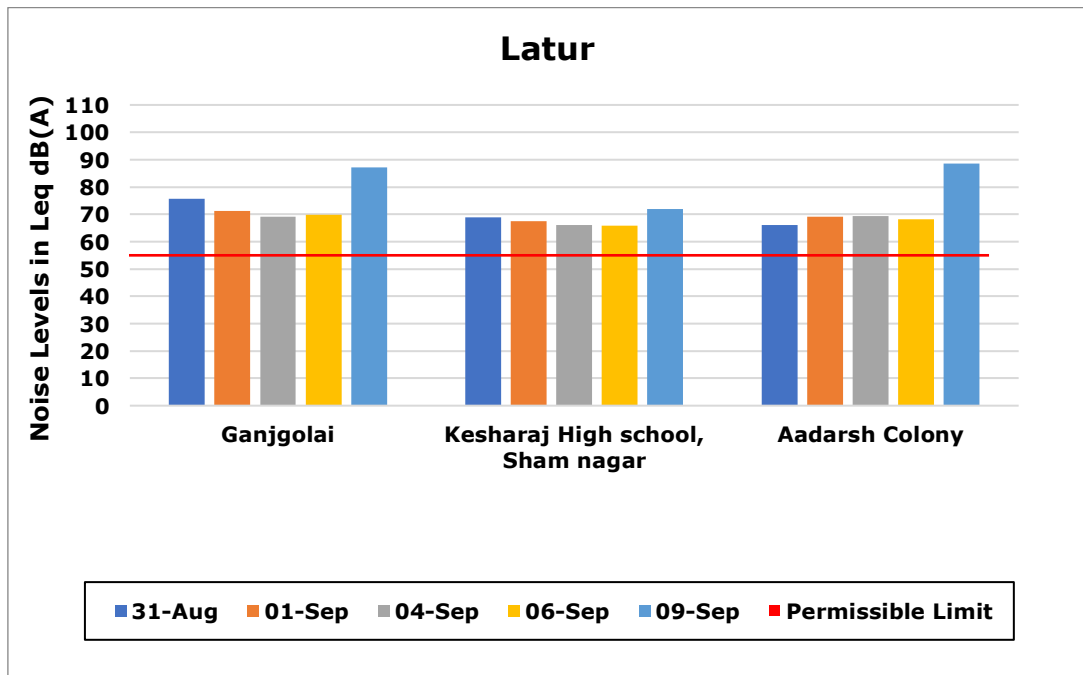


Figure 4.24: Noise Levels during Ganesh Festival-2022 in Latur

4.25 Akola

In Akola also, three locations were monitored for noise levels during Ganesh Festival. Surprisingly, the highest noise level (90.33dBA) was observed on the first day of the festival at City Kotawali Chowk. This may be due to the rain and traffic.

Table 4.25: Noise Levels (Leq) dB(A) during Ganesh Festival-2022 in Akola

S.No.	Location	31- Aug	1-Sep	4-Sep	6-Sep	9-Sep
1.	Collector Office	82.55	73.70	71.88	74.75	74.15
2.	Civil line Chowk	78.58	70.80	75.45	70.05	73.40
3.	City Kotawali Chowk	90.33	76.40	75.17	74.18	78.90

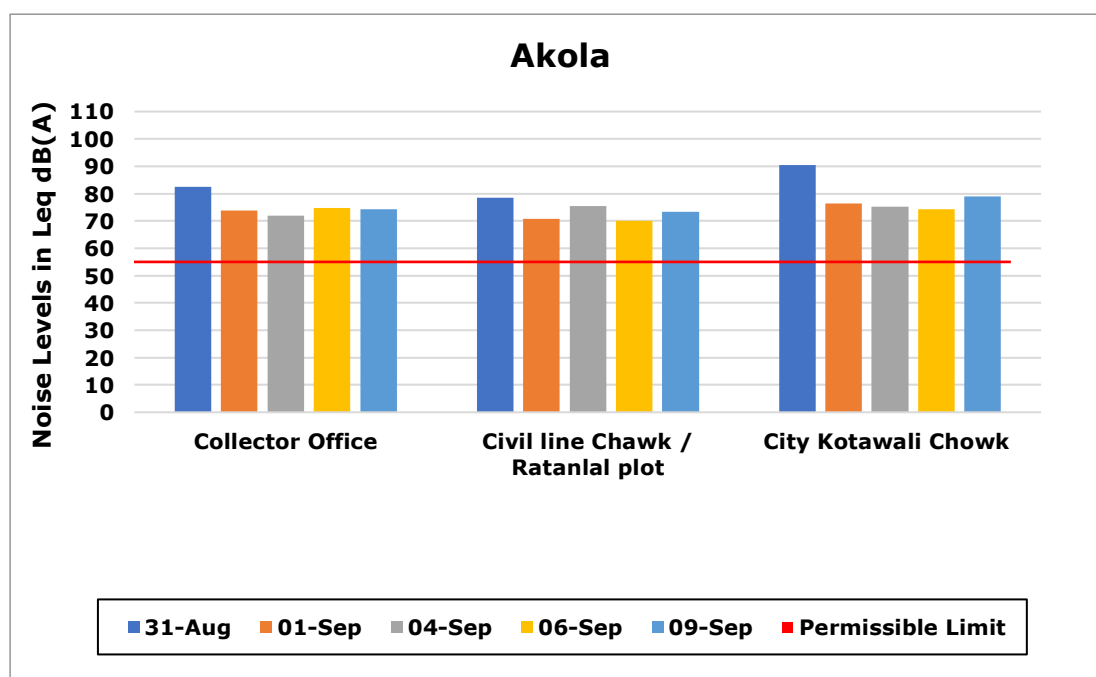


Figure 4.25: Noise Levels during Ganesh Festival-2022 in Akola

4.26 Solapur

At Solapur, four locations were monitored for noise levels during Ganesh Festival. The highest noise level of 90.47dB(A) was observed on 9th September at Hotgi and Vijapur road followed by Balives with 90.10dB(A).

Table 4.26: Noise Levels (Leq) dB(A) during Ganesh Festival-2022 in Solapur

S.No.	Location	31- Aug	1-Sep	4-Sep	6-Sep	9-Sep
1.	Balives	69.71	72.68	79.03	80.65	90.10
2.	Ashok Chowk	66.78	65.84	67.03	72.48	86.47
3.	Hotgi and Vijapur road	82.42	65.73	72.34	67.46	90.47
4.	Saat Rastta Railway Station	69.33	72.10	66.58	63.53	87.06

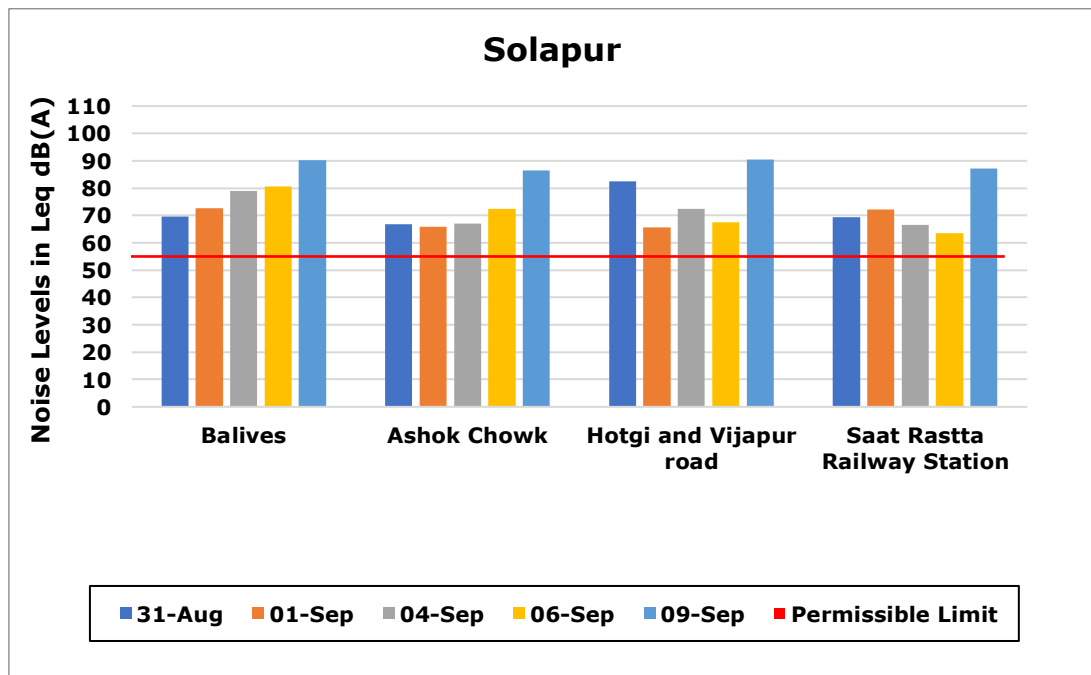


Figure 4.26: Noise Levels during Ganesh Festival-2022 in Solapur

4.27 Panvel

Panvel is the most populated city in the Raigad district of Maharashtra. here also, three locations were monitored for noise levels during Ganesh Festival. The highest noise level out of the three locations was observed at Old Panvel, Panvel Corporation Building with 94.09dB(A) on 9th September.

Table 4.27: Noise Levels (Leq) dB(A) during Ganesh Festival-2022 in Panvel

S.No.	Location	31- Aug	1-Sep	4-Sep	6-Sep	9-Sep
1.	Utsav Chowk	67.50	80.50	82.02	82.40	84.75
2.	Old Panvel, Panvel Corporation Building	69.30	75.60	69.65	70.50	94.09
3.	Khanda Colony	75.80	74.70	75.33	75.60	76.92

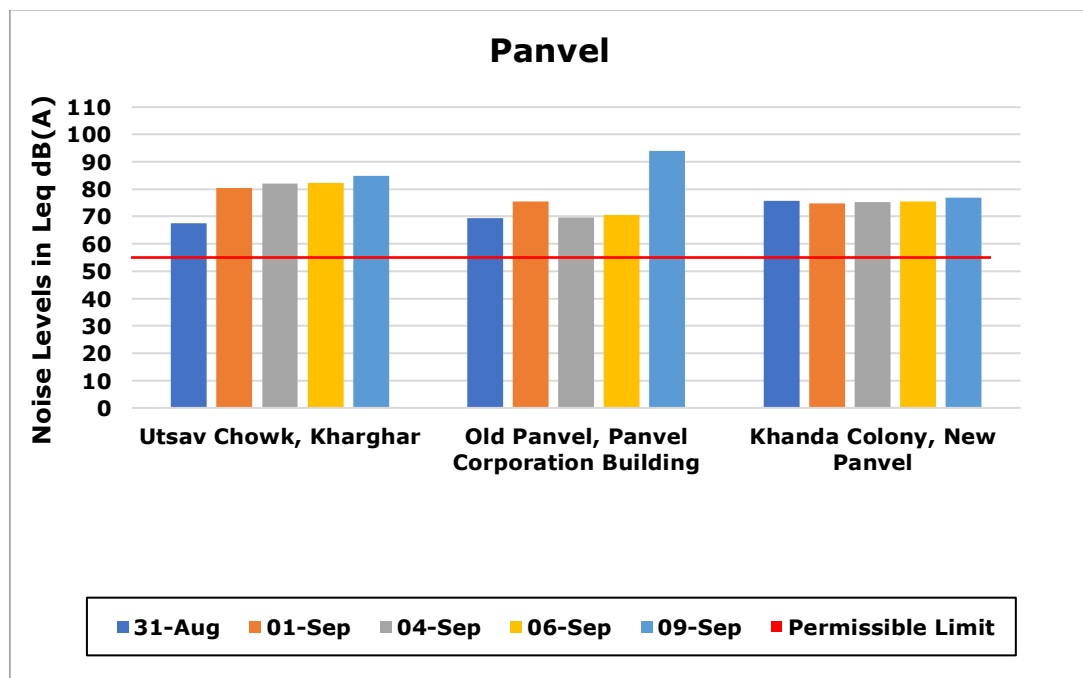


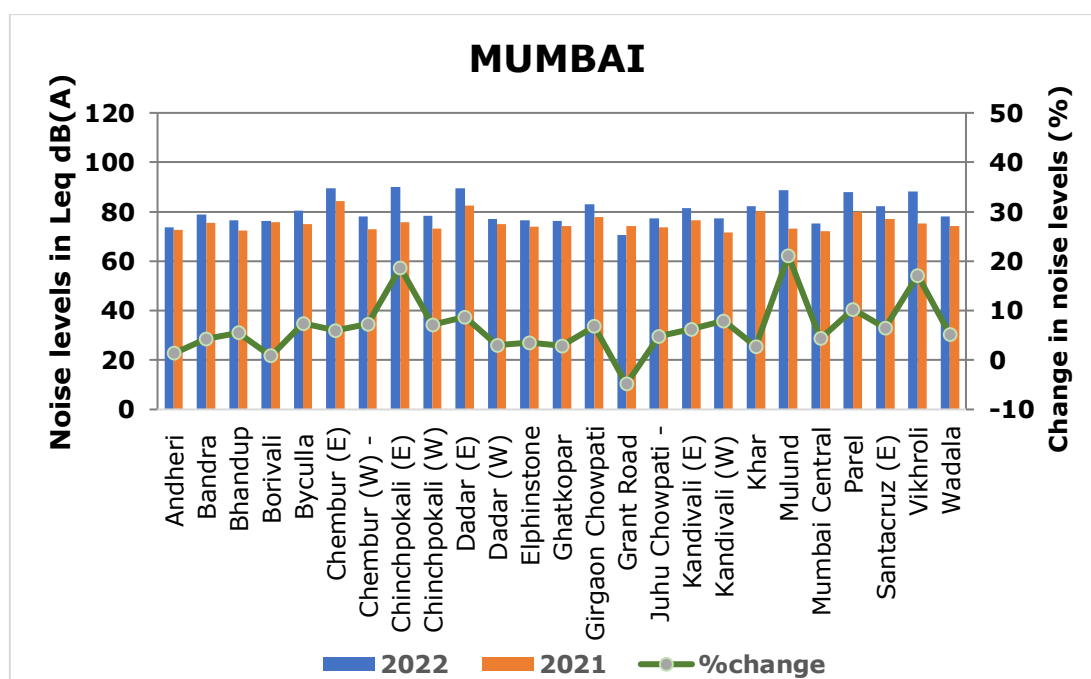
Figure 4.27: Noise Levels during Ganesh Festival-2022 in Panvel

5 COMPARATIVE STUDY OF NOISE LEVELS

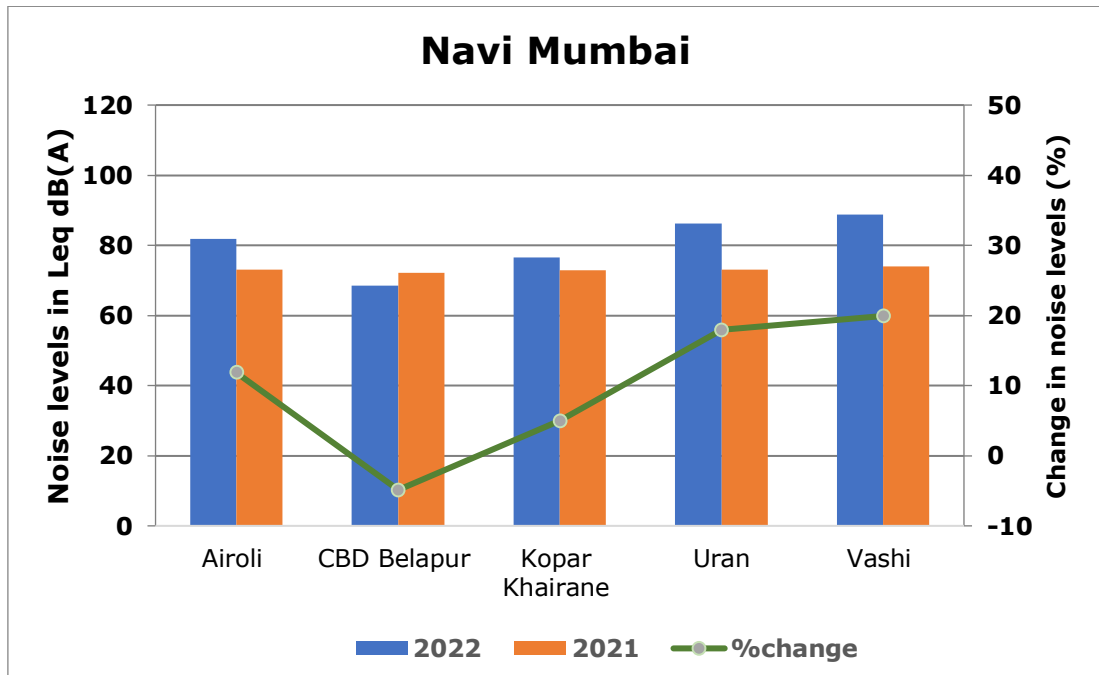
The data obtained this year i.e. 2022 has been compared with the previous year i.e. 2021 data. For this, equivalent continuous noise levels LAeq of all five days of this year's (2022) study is calculated and compared with the equivalent continuous noise levels LAeq of all five days of previous year's (2021). Furthermore, the percent change in equivalent continuous noise levels LAeq in these two years are calculated.

The comparative analysis of the results with the year 2021 data, shows that after the quiet Ganpati festival celebrations of last year (during the COVID-19 pandemic), noise levels were raised this year, especially during idol immersion processions. A graphical presentation of all the results of the comparative analysis is shown below:

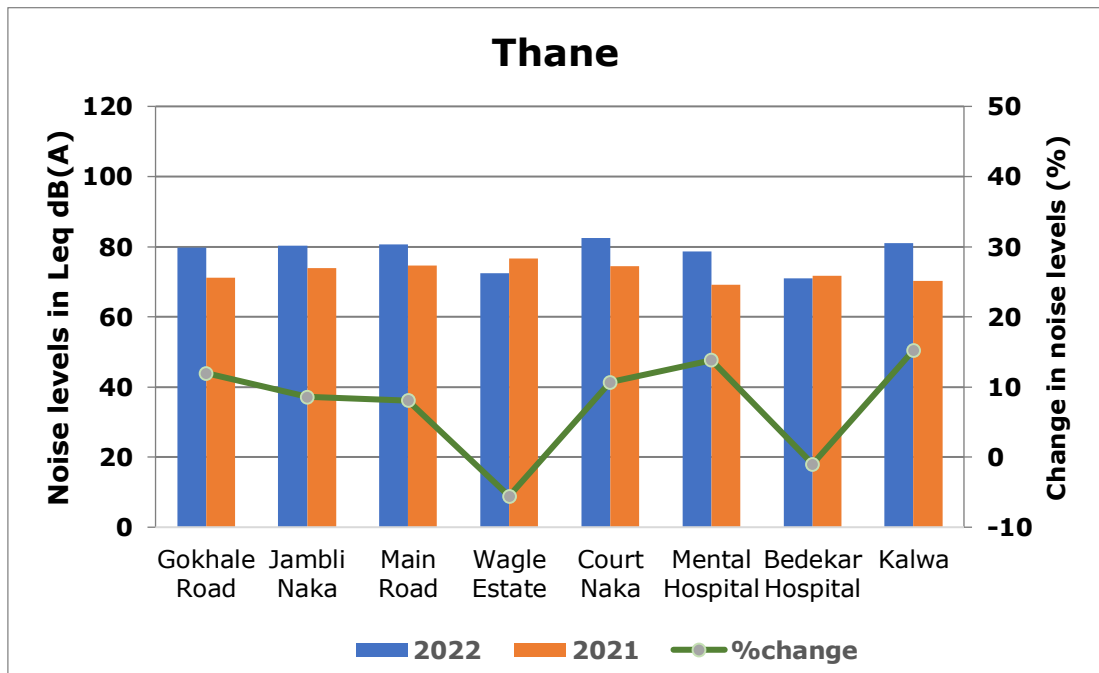
- 1) **Mumbai:** A comparative study shows that this year the average noise levels increased as compared to last year at all the locations in Mumbai except at Grant Road, where a decrease of 5% is observed. The highest percent increase in noise level is observed in Mulund (21%) followed by Chinchpokali East (18%).



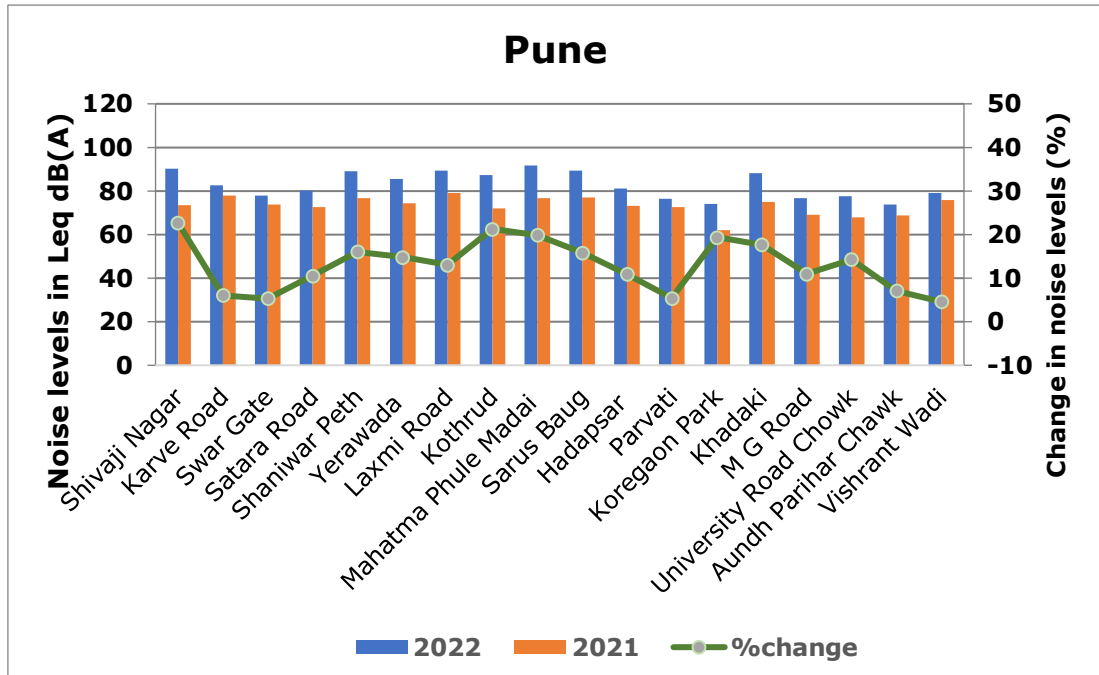
- 2) **Navi Mumbai:** The average noise levels decreased by 5% at CBD Belapur in Navi Mumbai. However, the Vashi area has observed the highest (20% increase) noise levels as compared to the previous year 2021.



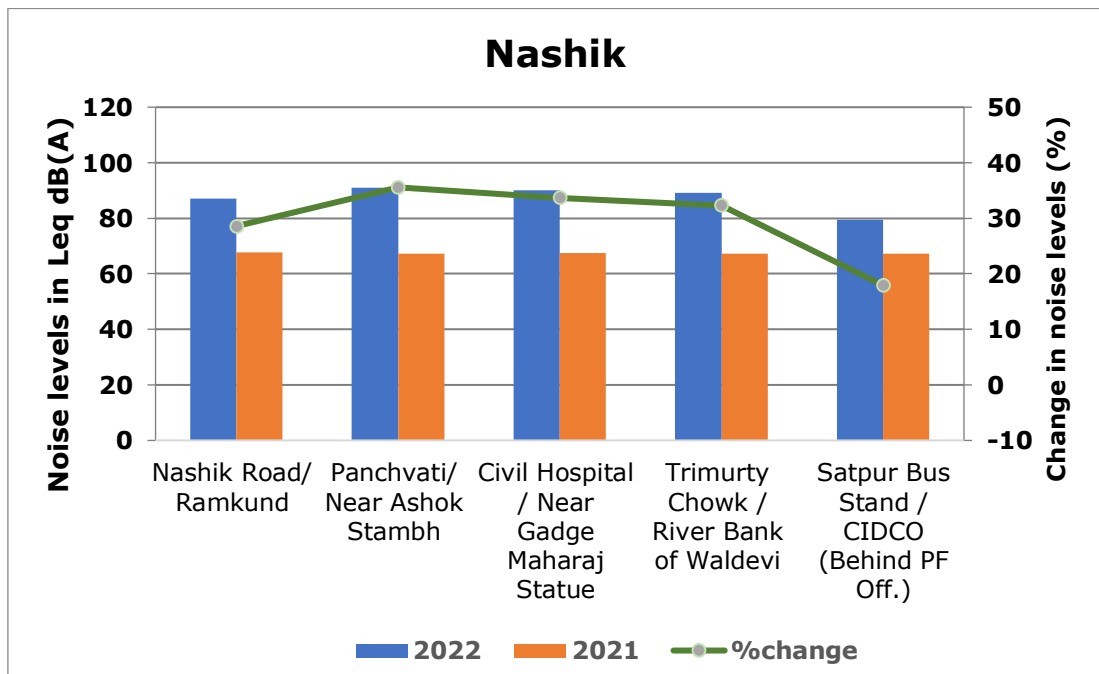
- 3) **Thane:** Results show that at Wagle Estate and Bedekar Hospital the average noise level decreased by 6% and 1% respectively as compared to last year.



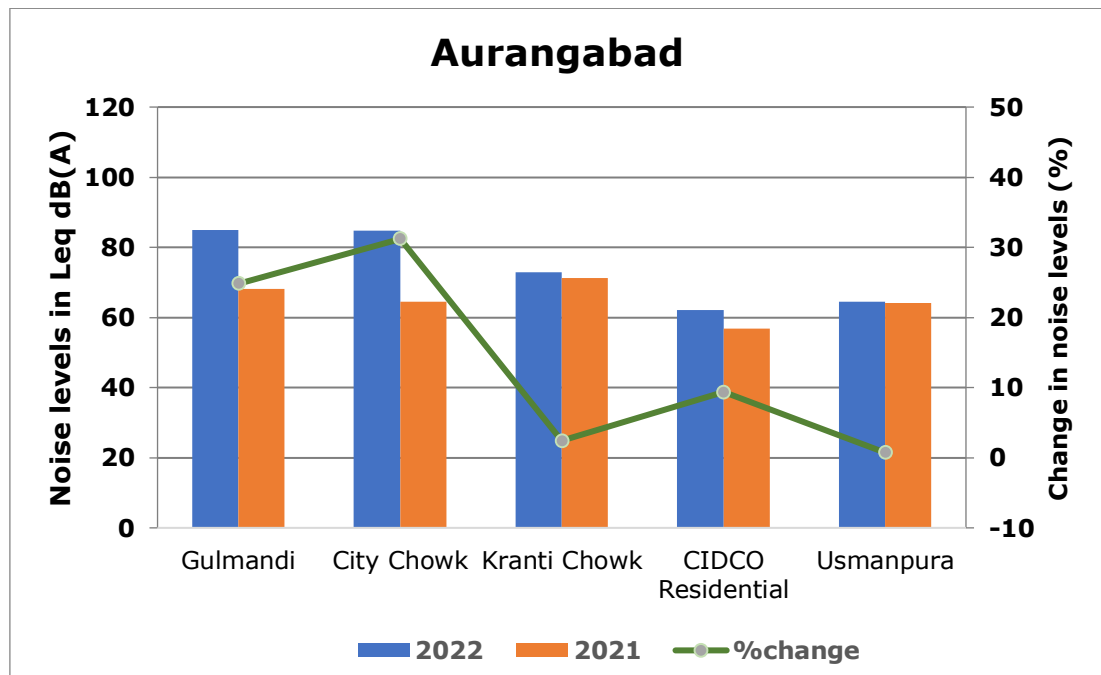
- 4) **Pune:** Comparative results show that this year the noise level increased (5 to 23%) as compared to last year at all locations of Pune.



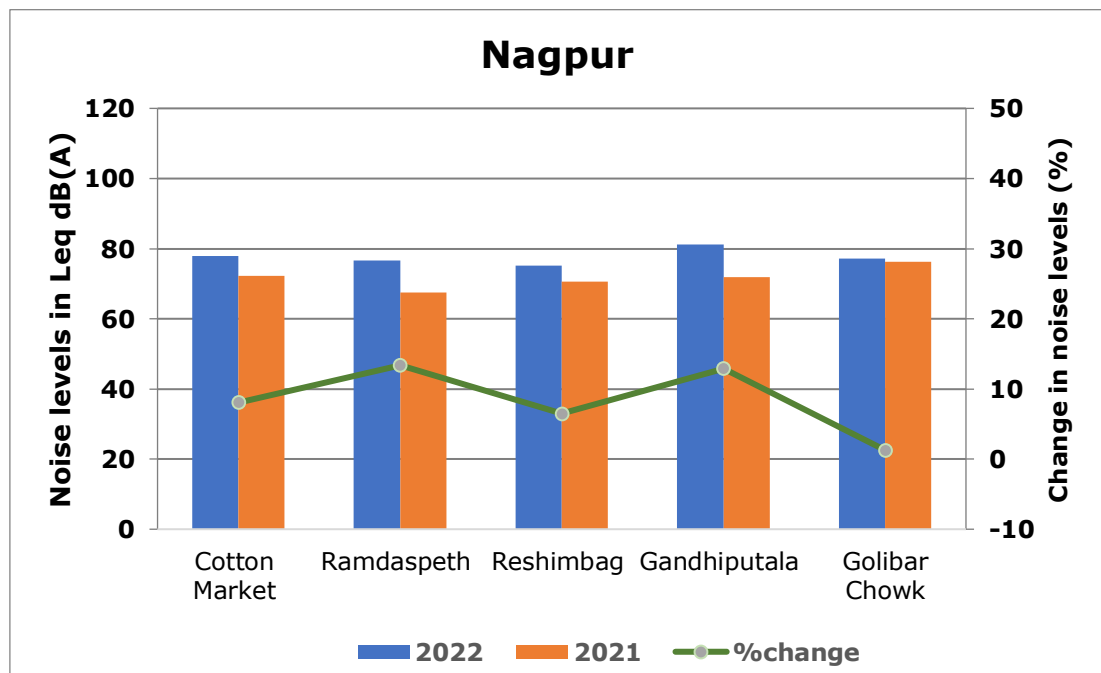
- 5) **Nashik:** It is evident from the results, that the average noise level of Nashik increased (18 to 36%) as compared to the last year at all five locations.



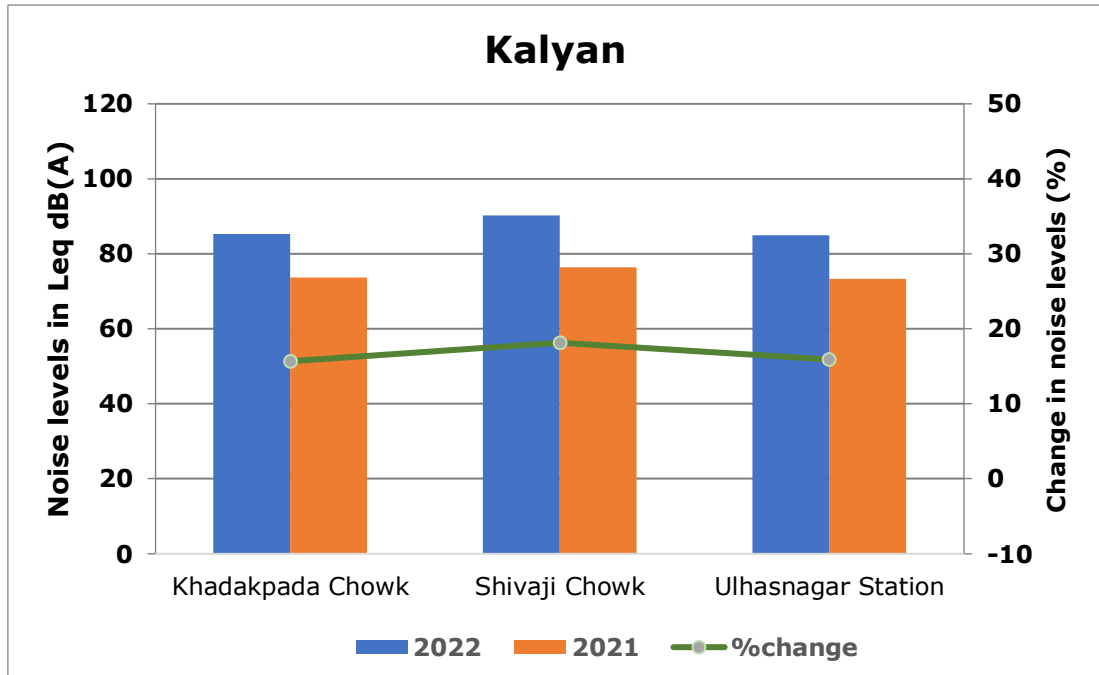
- 6) **Aurangabad:** At Aurangabad, all the locations observed increase in average noise levels as compared to last year. The percent increase is observed highest at city chowk i.e.31% and lowest at Usmanpura (1%).



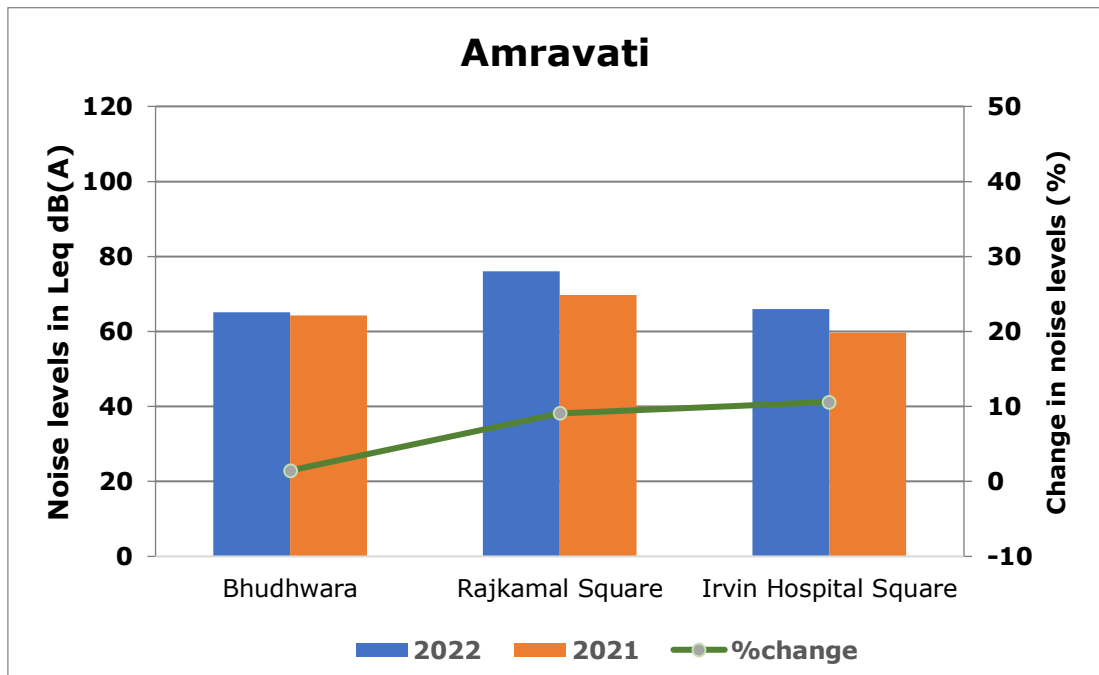
- 7) **Nagpur:** In Nagpur, all the locations are observed an increase in average noise levels as compared to last year.



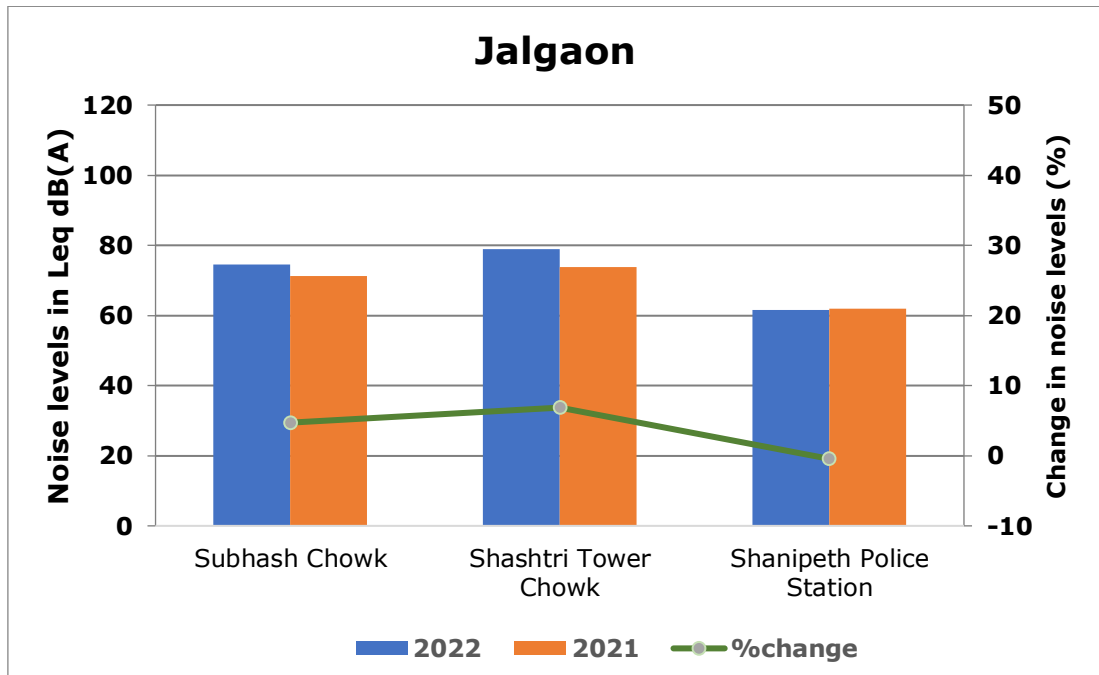
- 8) **Kalyan:** Here, all the locations observed almost equal increase (15-16%) in average noise levels as compared to last year.



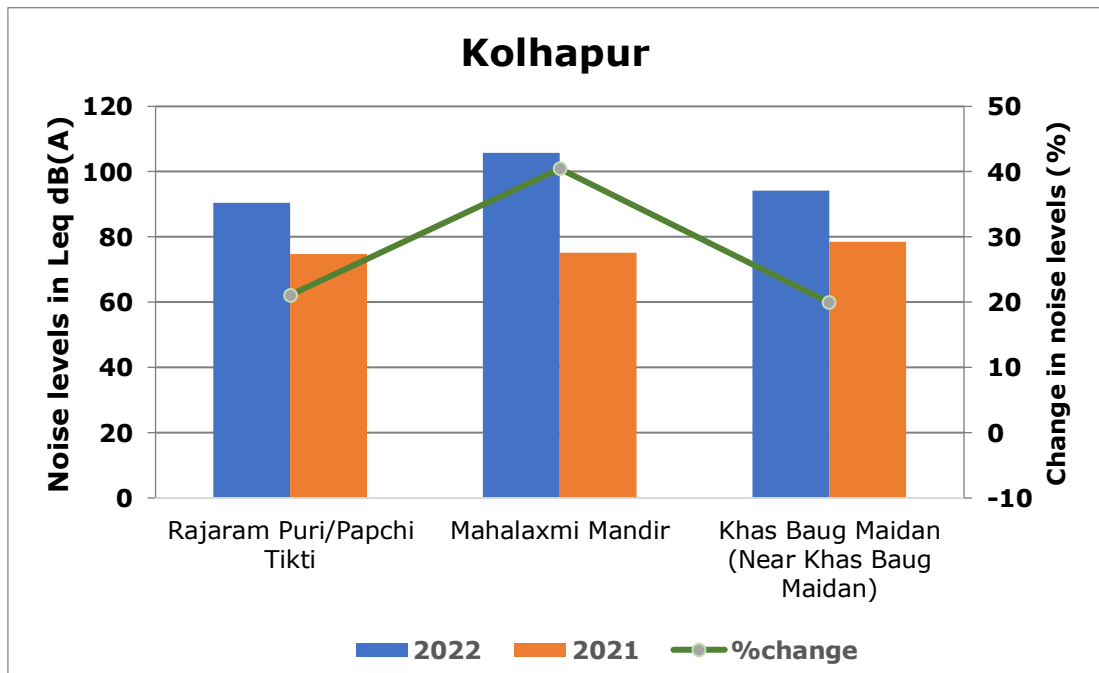
- 9) **Amravati:** The average noise level in Amravati increased at all the locations as compared to the previous year. The highest increase is observed at Irvin square hospital (11%) and the lowest 1% at Bhudwara.



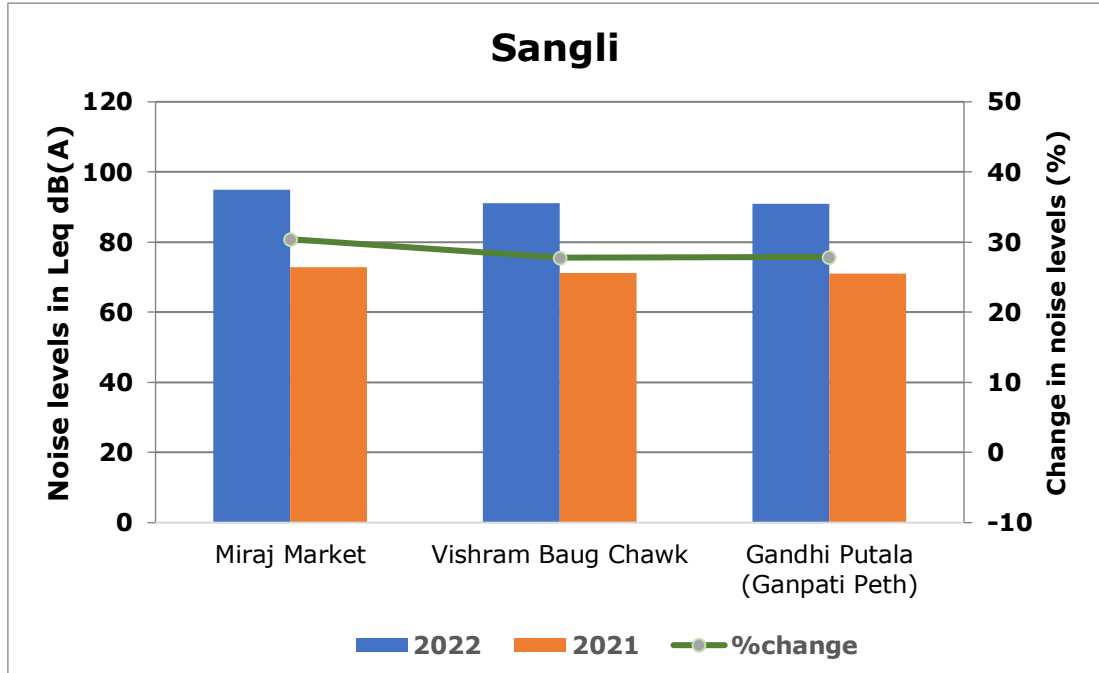
- 10) **Jalgaon:** In Jalgaon a decrease in average noise level was observed at Shanipeth Police Station this year 2022 as compared to 2021 average noise levels. However, it increased at the other 2 locations by 5-7%.



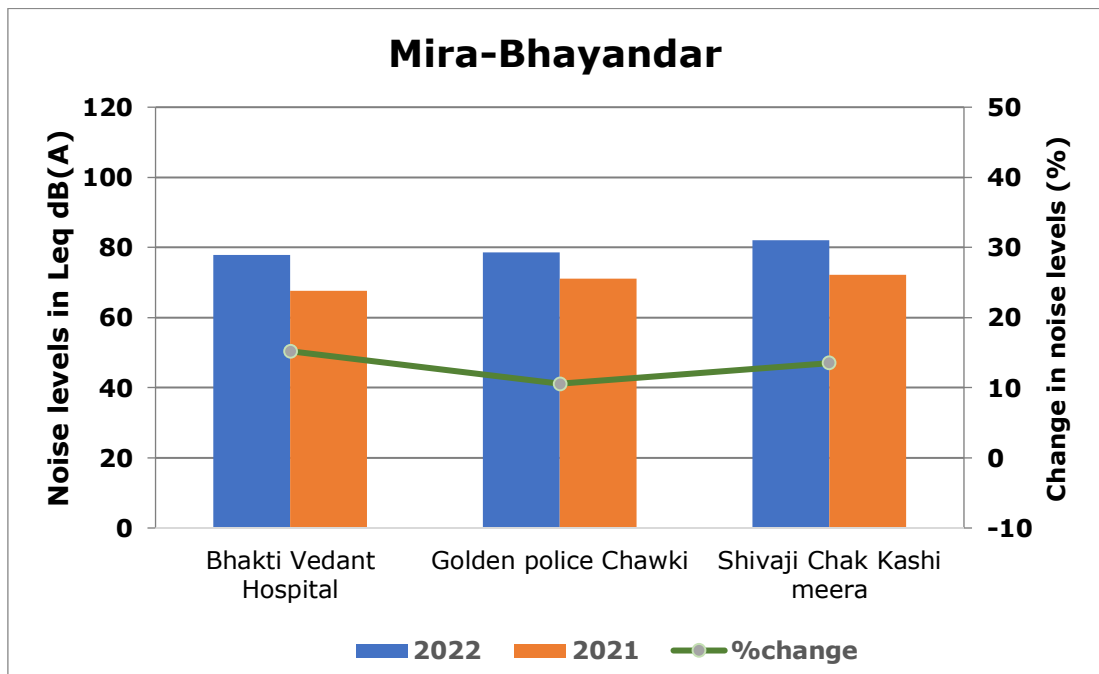
- 11) **Kolhapur:** In Kolhapur also, the average noise level increased by 21 to 41% this year as compared to the last year at all three locations.



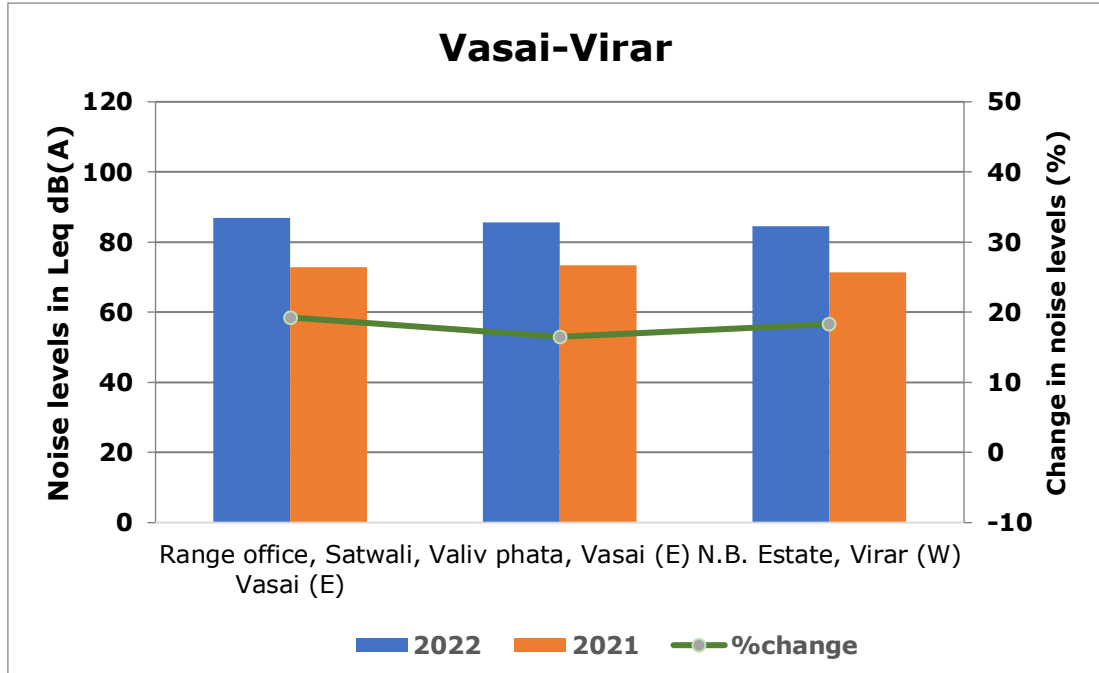
- 12) **Sangli:** In Sangli, the average noise level increased by 27 to 30% this year as compared to the last year at all three locations.



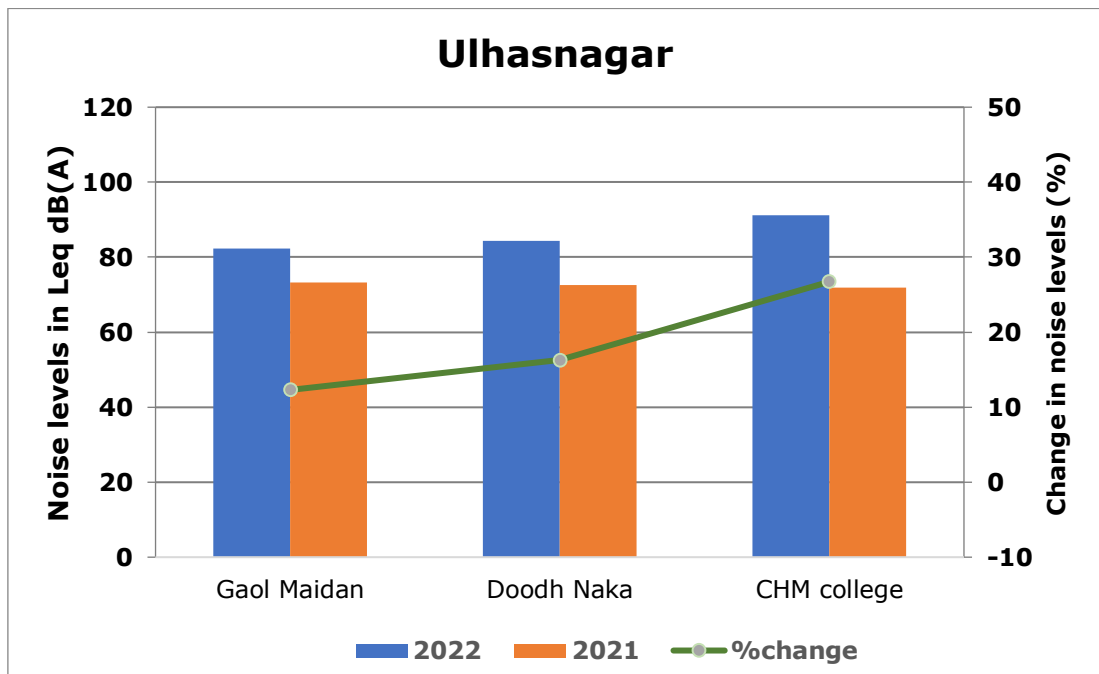
- 13) **Mira-Bhayandar:** In Mira-Bhayandar also, the average noise level increased by 10 to 15% this year as compared to the last year at all three locations.



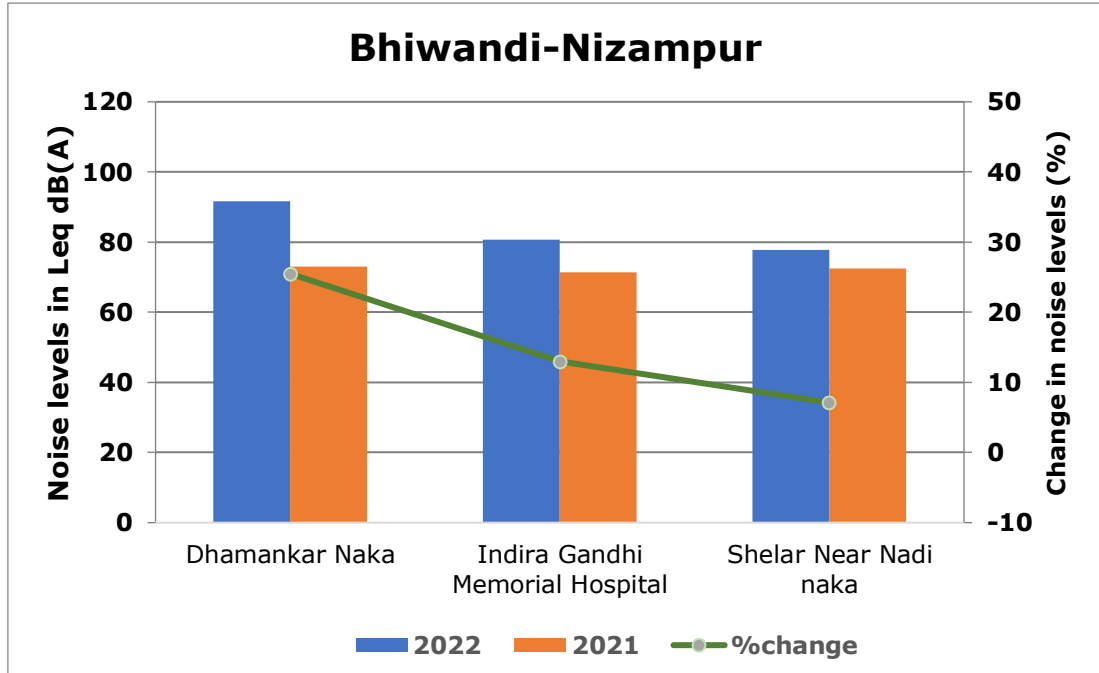
- 14) **Vasai-Virar:** In Vasai Virar, the average noise level increased by 16 to 19% this year as compared to the last year at all three locations.



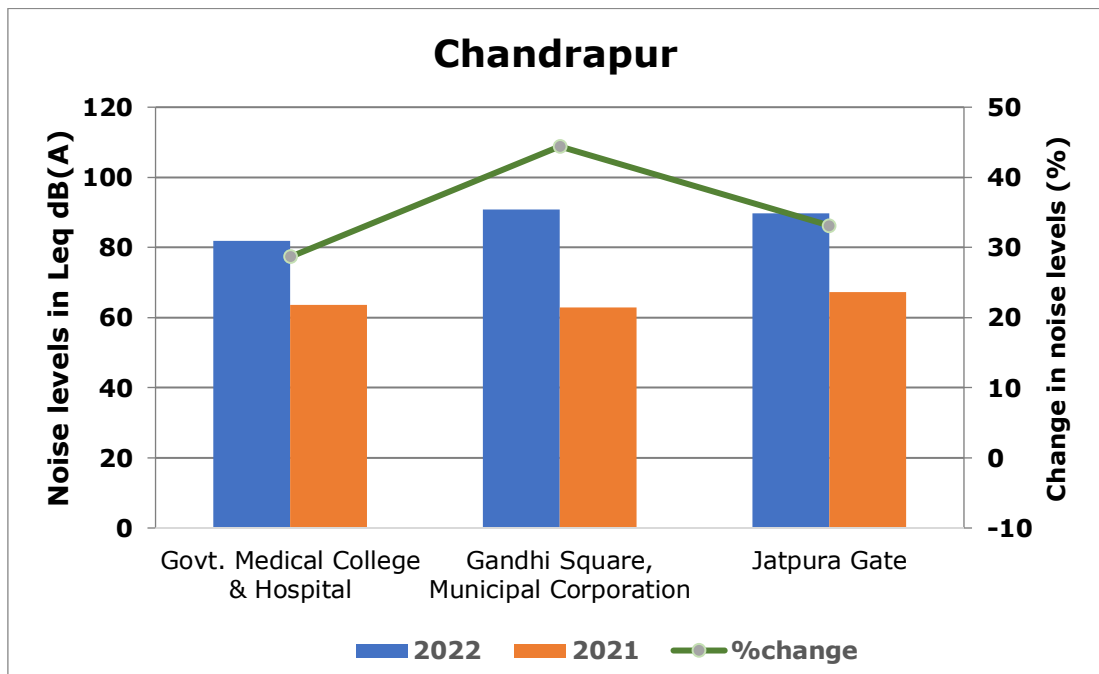
- 15) **Ulhasnagar:** In Ulhasnagar, the average noise level increased by 12 to 26% this year as compared to the last year at all three locations.



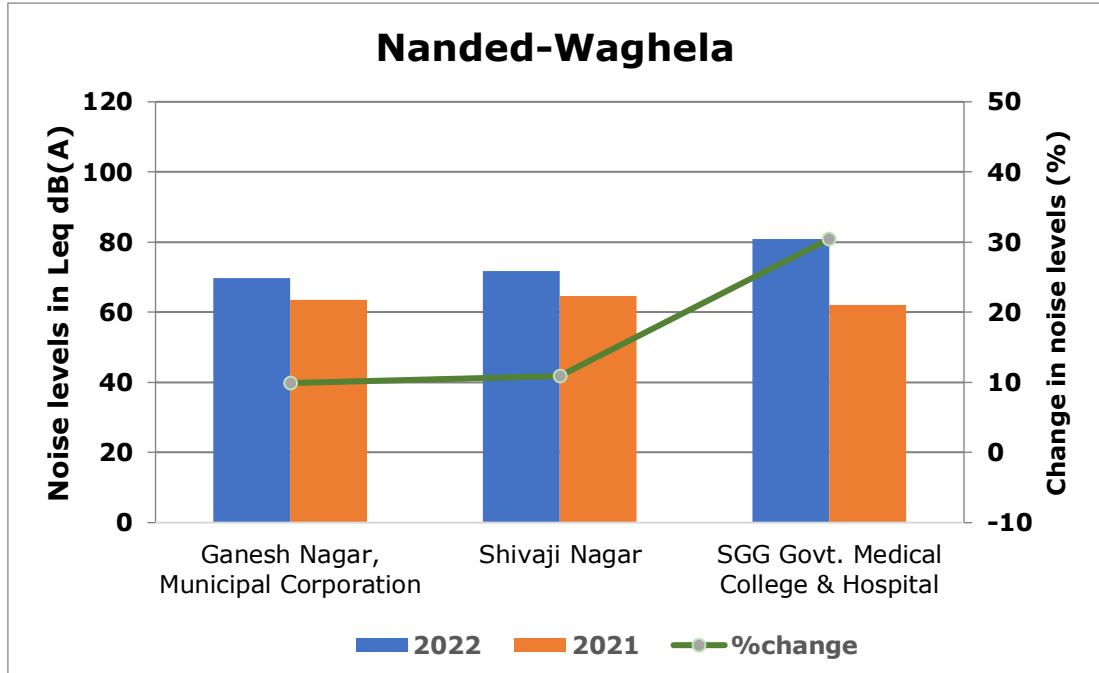
- 16) **Bhiwandi-Nizampur:** In Bhiwandi-Nizampur, the average noise level increased by 7 to 26% this year as compared to the last year on all days at all three locations.



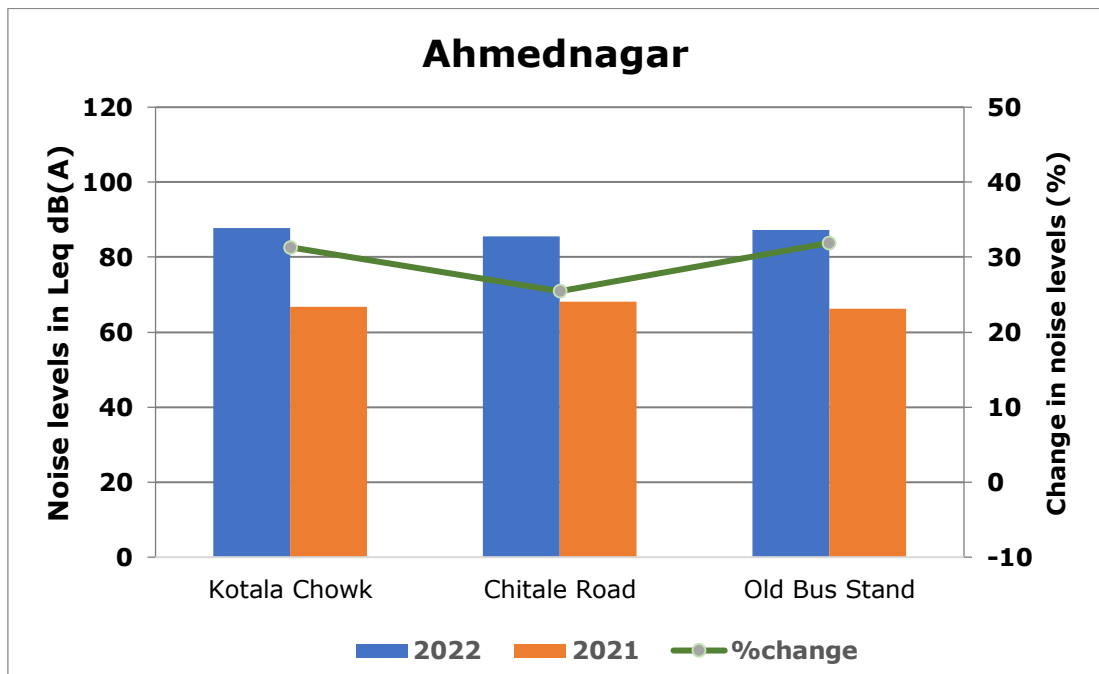
- 17) **Chandrapur:** The noise levels in Chandrapur region also observed an increase of 28 to 44% among all three monitoring locations as compared to last year.



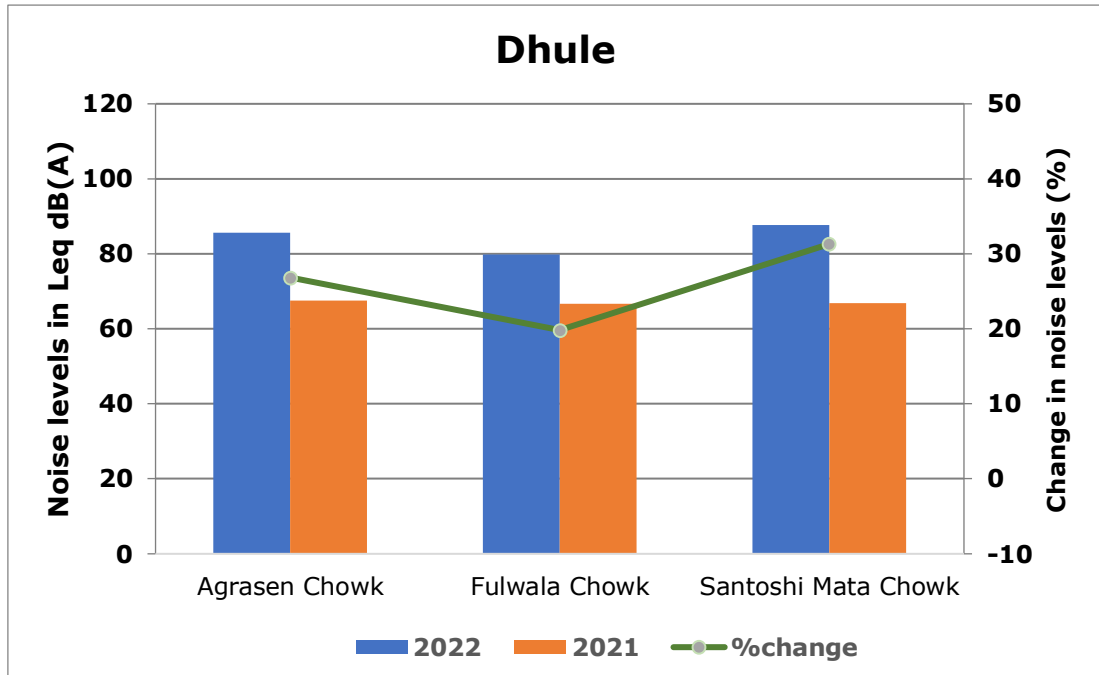
- 18) **Nanded-Waghala:** In Nanded-Waghala, the average noise level increased by 9 to 30% this year as compared to the last year at all three locations.



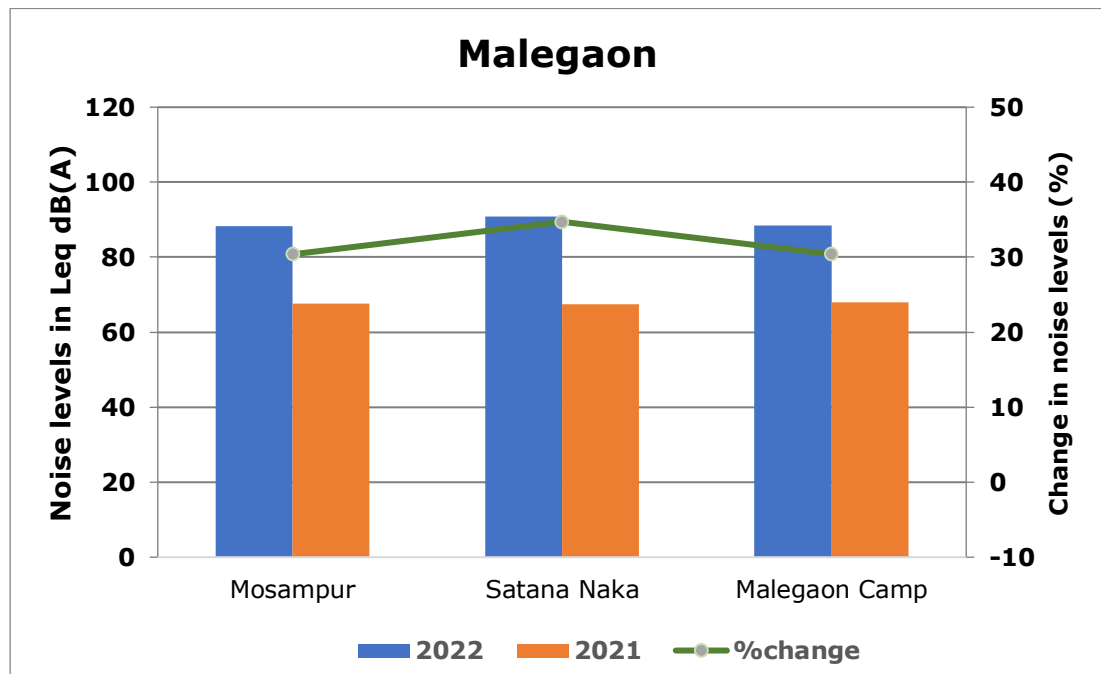
- 19) **Ahmednagar:** In Ahmednagar, the average noise level increased by 25 to 31% this year as compared to the last year at all three locations.



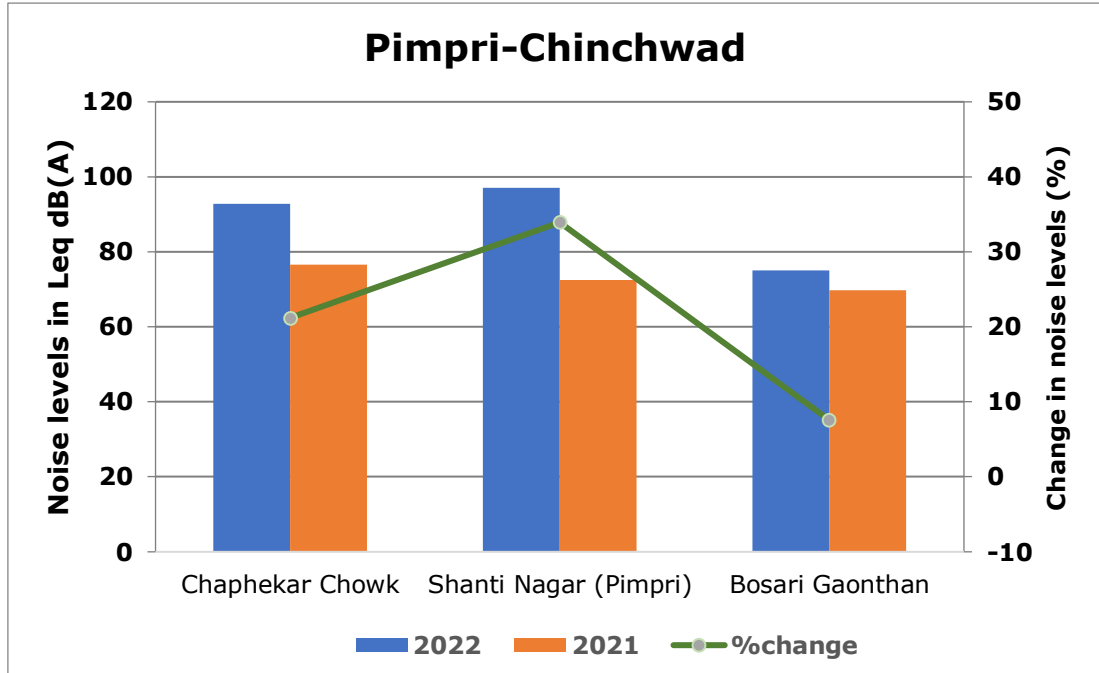
20) **Dhule:** In Dhule, the average noise level increased by 19 to 31% this year as compared to the last year at all three locations



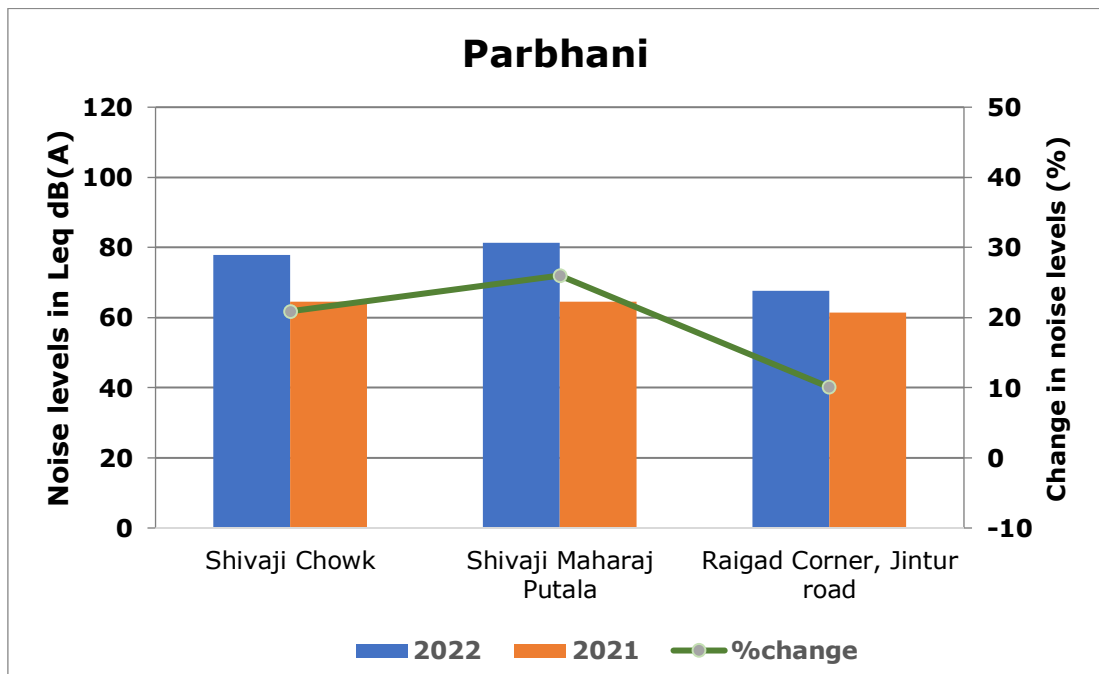
21) **Malegaon:** In Dhule, the average noise level increased by 30 to 34% this year as compared to the last year at all three locations



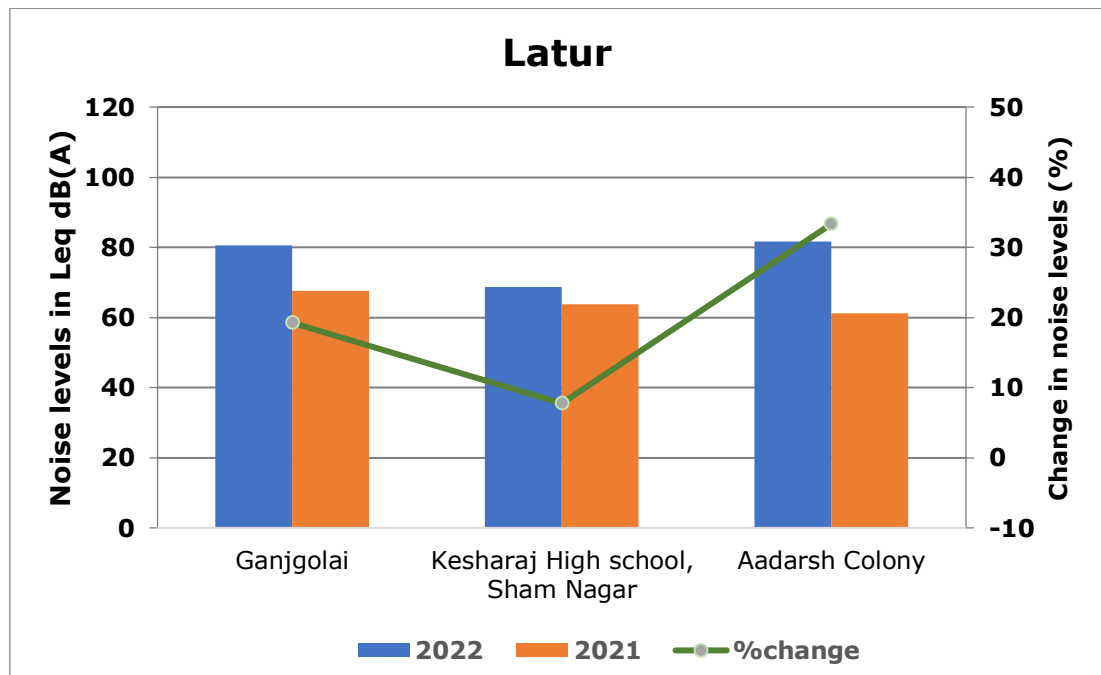
- 22) **Pimpri-Chinchwad:** In Pimpri-Chinchwad, the average noise level increased by 8 to 34% this year as compared to the last year at all three locations.



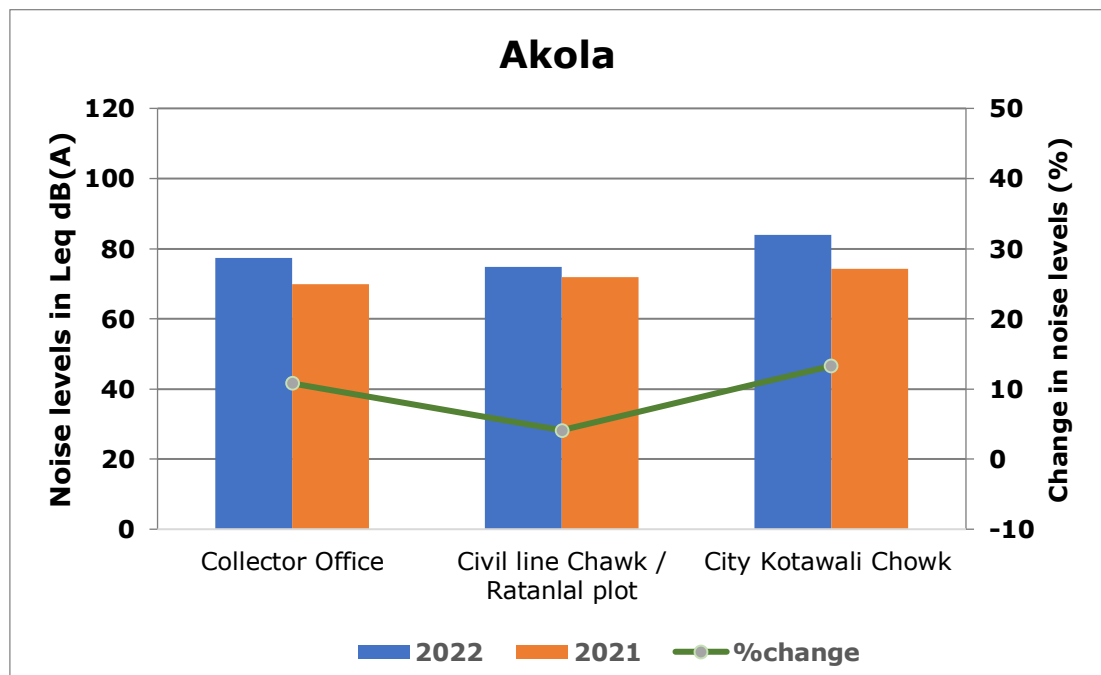
- 23) **Parbhani:** In Parbhani, the average noise level increased by 10 to 25% this year as compared to the last year at all three locations.



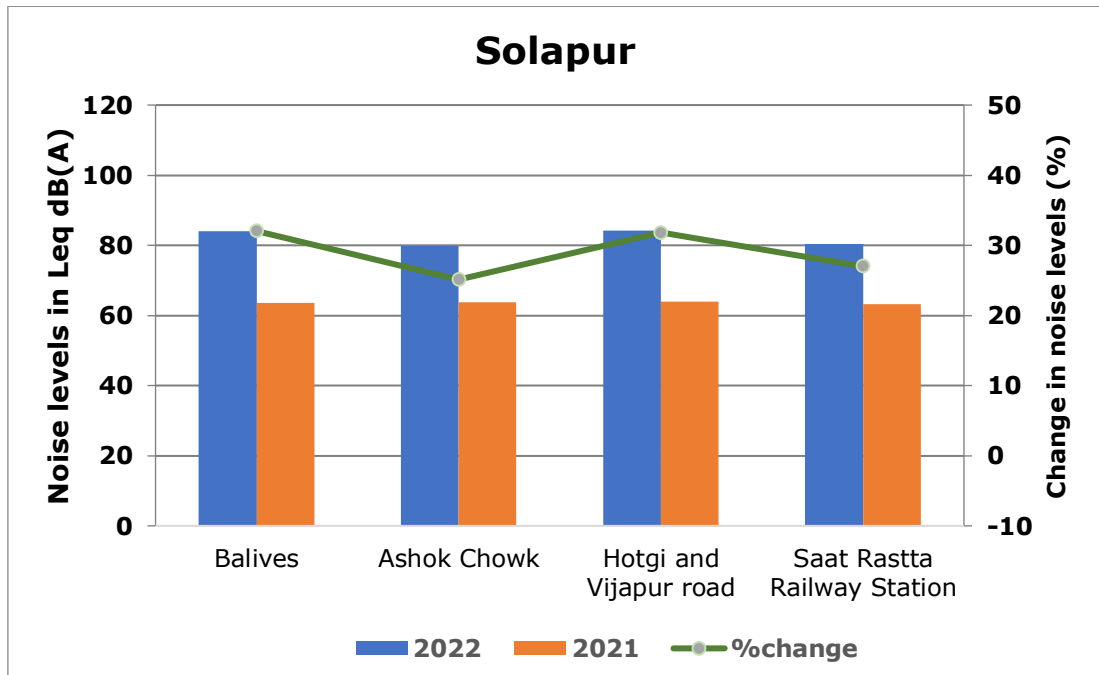
- 24) **Latur:** As predicted in below given graphical presentation, it is clear that the average noise level increased by 7 to 33% this year as compared to the last year at all three locations.



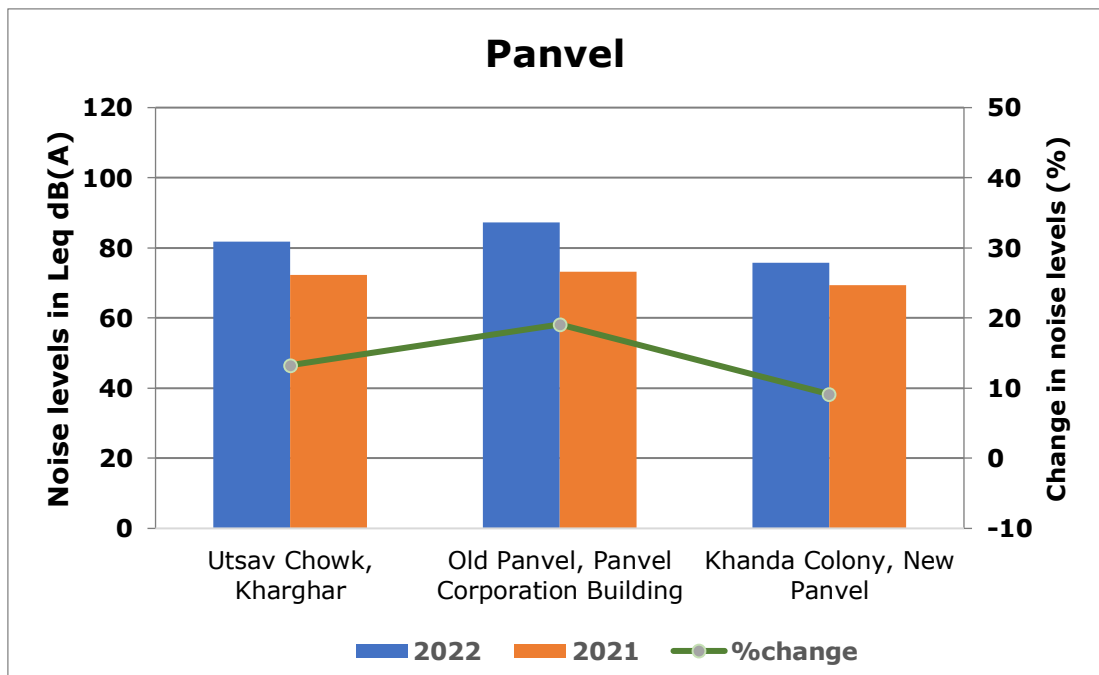
- 25) **Akola:** As predicted in the results, the average noise level increased by 4 to 13% this year as compared to the last year at all three locations.



- 26) **Solapur:** The average noise level in Solapur increased at all the locations as compared to previous year. The highest increase is observed at Balives (32%) and lowest (25%) at Ashok chowk.



- 27) **Panvel:** The average noise level at Panvel increased at all the locations as compared to previous year noise levels. The highest increase is observed at Old Panvel (19%) and lowest (9%) at Khanda Colony.



Summary of the Results

- Among all the 25 locations in Mumbai, Chinchpokali (east) was the noisiest suburb.
- From the results it is interpreted that in Thane, all the eight locations were more or less equally noisy but above the standard limits and Court Naka (82.40dBA) was found noisiest.
- In Navi Mumbai, Vashi was found to be the noisiest place.
- Results show that all the three locations of Kalyan were very noisy i.e. above 85dB(A).
- In Pune, Mahatma Phule Maidan and Shivaji Nagar were found to be noisier as compared to other locations.
- In Kolhapur and Sangli district, all three locations were found to noisier than the other locations of the state and crossing even 90dB(A). In Kolhapur, Mahalaxmi mandir was the noisiest area, while in Sangli, Miraj market was the noisiest.
- In Solapur, Vijapur road was found noisiest.
- In Aurangabad district, Gulmandi was observed as the noisiest place.
- It is observed that in Nashik also, all the five locations were more or less equally noisy but above the standard limits. Here, Ashok Stambh (91dBA) was found noisiest.
- In Nagpur and Amravati, all the locations were found to be less noisy as compared to other locations in the state. In Nagpur, among all the five locations, Gandhiputala (81dBA) location was the noisiest. However, in Amravati, among all the three locations, Rajkamal square (76dBA) location was observed noisiest.
- In Chandrapur, Govt. medical college was observed with lowest noise among all the three monitoring locations and Gandhi Square was the noisiest.
- In Jalgaon district, Shastri Tower chowk was found to be the noisiest place all through the five days.
- In Dhule, among all the three locations, Santoshi Mata Chowk was observed noisiest.
- Among all the three locations each of Parbhani, Latur and Nanded, Shivaji Putala, Aadarsh Colony and SGG Medical College are observed noisiest respectively.

6 CONCLUSIONS

The present study illustrates the ambient noise levels observed at 132 locations covering 27 municipal corporations during the most popular and longest festival – Ganesh Chaturthi, celebrated in Maharashtra state. The data of the study reveals that the first (31st Aug.), second (1st Sept.), third (4th Sept.), and fourth day (6th Sept.) observed less noise pollution as compared to the fifth day (9th Sept) of the monitoring. On the fifth day i.e. on 9th September, during Anant Chaturdashi, which was the final day of the auspicious Ganesh festival, average noise levels increased swiftly at almost all the studied locations, exceeded the standards specified under the Noise Rules, 2000.

As the state was celebrating the festival after two years (due to COVID-19 pandemic during last two years i.e. from 2020-2022) in full swing and spirit by gathering in large numbers. The troops were accompanied by musical instruments, dhols, and loudspeakers during immersion day i.e. on the 9th of September. Heavy traffic and vehicular noise (excessive honking) also contributed to the higher noise levels. All types of noise together led to a significant increase in noise levels as compared to last year's noise levels. The highest level of festive noise (Leq) was observed at Mahalaxmi Temple (112.66dBA), Kolhapur on 9th September this year. However, last year, the Khas Baug Maidan (82.5 dBA) of Kolhapur was observed with the highest level of noise. The overall increase in noise levels this year (2022) was observed as upto 44% as compared to last year's (2021) noise levels.

Although, many efforts have been taken by the officials of the Maharashtra Pollution Control Board, Maharashtra State Police, Municipal Corporations, NGOs, etc for controlling the pollution without hurting the religious sentiments of the people. But the comparative analysis of the results in the year 2022 indicates that the public contribution is imperative to curtail the noise pollution and eco-friendly celebration of festivals. The study highlights the continual need for more efforts to bring the noise levels upto the permissible limits which may include more awareness among people about noise pollution and its adverse health effects without disturbing their spiritual thoughts about the festival.

7 GLIMPSE OF THE EVENT

31 st August 2022	
 <p>Satpur Gaon, Satpur Colony, 422007</p>	 <p>Akola, Maharashtra, India P245+5X, Patrakar Colony, Akola, Maharashtra 444001, India Lat: 20.706284° Long 77.010079° 01/09/22 07:06 PM</p>
Nashik - Satpur Bus Stand	Akola-City Kotawali Chowk
 <p>Kolhapur, Maharashtra, India 4, Jotiba Rd, Ghati Darwaja, Kolhapur, Maharashtra 416001, India Lat 18.898402° Long 74.222821° 01/09/22 07:50 PM</p>	 <p>25-B, Vidyabhavan Rd, Praja Society, Barrister Nath Pai Nagar, Ghatkopar East, Mumbai Maharashtra 400077, India Latitude 19.072263333333336° Longitude 72.907785° Local 06:02:43 PM GMT 12:32:43 PM Altitude -9.9 meters Thursday, 01 Sep 2022</p>
Mahalaxmi Mandir – Kolhapur	Ghatkopar - Tilak Nagar
 <p>Mumbai, Maharashtra, India Gandhi Chowk, Gandhinagar, Thakur Rd, Opposite Thakur College, Kandivali, Samata Nagar, Thakur Village, Kandivali East, Mumbai, Maharashtra 400101, India Lat 19.208518° Long 72.87241° 31/08/22 06:58 PM</p>	 <p>MNC Building, Gandhi Chowk Rd, Bazar Ward, Chandrapur, Maharashtra 442402, India Latitude 19.9464947° Longitude 79.29619206° Local 06:56:07 PM GMT 01:26:07 PM Altitude 138.71 meters Thursday, 01 Sep 2022</p>
Kandivali - Thakur Village	Chandrapur - Gandhi Chowk

1st September 2022



Nagpur - Cotton Market



CBD Belapur – Sector 6



Sangli - Miraj Market



Santacruz (East) - Milan Subway



Solapur - Saat Rastta Railway Station



Pimpri-Chinchwad, Pune

4th September 2022



Akola - City Kotawali Chowk



Chandrapur - Gandhi Square




Amaravati - Irwin Square



Chandrapur - Jatpura Gate



Aurangabad - Gulmandi



Pune - Yerwade

6th September 2022



Jalgaon - Subhash Chowk



Akola - City Kotawali Chowk



Ulhasnagar - Doodh Naka



Dhule - Agrasen Chowk



Nagpur - Cotton Market



Nagpur - Ramdaspath

9th September 2022



Ghatkopar - Tilak Nagar




Amravati - Irwin Hospital Square



Chandrapur - Gandhi Square



Sangli - Miraj Market



Kolhapur - Mahalaxmi Mandir



Pune - Aundh Gaon

Annexures

1. ANNEXURE I: Detailed list of Studied locations

Sr. No.	City	Detailed Location Name
1.	Mumbai	Andheri - Azad Nagar, Sarvajanik Utsav Samiti
		Bandra - Sarvajanik Ganeshutsav Mandal
		Bhandup - Jay Bajrang Mitra Mandal
		Borivali - Manav Mitra Mandal
		Byculla - Sarvajanik Ganeshutsav mandal
		Chembur (East) - Near Ashish Talao / Ashish Theatre
		Chembur (West) - Sahyadri Krida Mandal Tilak Nagar
		Chinchpokali (E) - Lalbaug Raja Sarvajanik Ganeshutsav Mandal
		Chinchpokali (W) - Parsiwadi Mitra Mandal
		Dadar (East) - Khodadad Circle, Dadar TT
		Dadar (West) - Sai Ganesh Sadan, Senapati Bapat Marg, Sarvajanik Ganeshutsav Mandal, Sunder Nagar
		Elphinstone - Shiv Sai Sarvajanik Ganeshutsav Mandal, B.M. Marg
		Ghatkopar - Amar Mitra Mandal, Tilak nagar
		Girgaon Chowpati - Akhil Chowpati Bhirvi Lane, Sarvajanik Ganeshutsav Mandal
		Grant Road - Saltar Road Sarvjanik Ganeshutsav Mandal
		Juhu Chowpati - Om Kareshver Shiv Mandir (Trust)
		Kandivali (East) - Thakur Village
		Kandivali (W) - Balla Mitra Mandal
		Khar - Sarvajanik Ganeshutsav Mandal
		Mulund - Sargam Mitra Mandal
		Mumbai Central - Belasis Road, B.I.T. Chawl
		Parel - Sarvajanik Ganeshutsav Mandal Bal Gopal Mandal
		Santacruz (East) - Milan Subway, Neet & Geet Society
		Vikhroli - Balmitra Kala Mandal
		Wadala - G.B.S. Sarvajanik Ganeshutsav Mandal, Shree Ram Mandir

2.	Navi Mumbai	Airoli - Traffic Police Chouki (before Mulund Airoli Bridge)
		CBD Belapur - MGM Hospital Chowk, Near Police Chowki
		Kopar Khairane - Sector-10, D-Mart Main Road
		Uran - Ganpati Chowk
		Vashi - Shivaji Chowk Near Bus Depot
3.	Thane	Gokhale Road-Malhar Cinema
		Jambli Naka- Lake immersion Point
		Main Road- Gaondevi Mandir, Naupada
		Wagle Estate- Raila Devi Lake
		Court Naka
		Mental Hospital
		Bedekar Hospital
		Kalwa- Chatarpati Shivaji Maharaj Hospital
4.	Pune	Shivaji Nagar (Sakhar Sankul)
		Karve Road (Nul stop)
		Swar Gate (Tilak Road)
		Satara Road (Balaji Nagar)
		Shaniwar Peth (Shanivar Wada)
		Yerawada (Near Gunjan Theatre)
		Laxmi Road (Shagun Chowk)
		Kothrud (Near Shivaji Putala)
		Mahatma Phule Maidan (Near Maidan)
		Sarus Baug (Mitra Mandal Chowk)
		Hadapsar (Nera Bhaji Maidan)
		Parvati
		Koregaon Park
		Khadaki (Near Bazar)
		M G Road (Babajan Chowk)
		University Road Chowk
		Aundh Parihar Chowk
		VishrantWadi

5.	Nashik	Nashik Road/ Ramkund on - 09.10.2022
		Panchvati/ Near Ashok Stambh on - 09.10.2022
		Civil Hospital / Near Gadge Maharaj Statue on - 09.10.2022
		Trimurty Chowk / River Bank of Waldevi on - 09.10.2022
		Satpur Bus Stand / CIDCO (Behind PF Off.) on - 09.10.2022
6.	Aurangabad	Gulmandi
		City Chowk
		Kranti Chowk
		CIDCO Residential
		Usmanpura
7.	Nagpur	Ramdaspath (KRIMS Hospital) / (Sonegaon lake on - 09.10.2022)
		Cotton Market (Jayshree Talkies)/ (Gandhisagar on - 09.10.2022)
		Golibar Chowk / (Futala lake on - 09.10.2022)
		Reshimbag (Saraswati Vidyalaya)/ (Sakkardara lake on - 09.10.2022)
		Gandhiputala (Taori TV Showroom) / (Naik lake on - 09.10.2022)
8.	Kalyan	Khadakpada Chowk
		Shivaji Chowk
		Ulhasnagar Station
9.	Amaravati	Bhudhwara
		Rajkamal Square
		Irvin Hospital Square
10.	Jalgaon	Subhash Chowk
		Shashtri Tower Chowk
		Shanipeth Police Station
11.	Kolhapur	Rajaram Puri (Near Rajaram Puri)/ (Papchi Tikti on 09.10.2022)
		Mahalaxmi Mandir
		Khas Baug Maidan

12.	Sangli	Miraj Market
		Vishram Baug Chowk
		Gandhi Putala (Ganpati Peth)
13.	Mira-Bhyander	Bhakti Vedant Hospital, Tenkar pada
		Golden police Chowki
		Shivaji Chak Kashi meera
14.	Vasai-Virar	Range office, Satwali, Vasai East
		Valiv phata, Vasai East
		N.B. Estate, Virar West
15.	Ulhasnagar	Gaol Maidan (Commercial & Residential)
		Doodh Naka, sec-5
		CHM college
16.	Bhiwandi-Nizampur	Dhamankar Naka
		Indira Gandhi Memorial Hospital
		Shelar Near Nadi naka
17.	Chandrapur	Govt. Hospital
		Gandhi Square
		Jatpura Gate
18.	Nanded-Waghala	Ganesh Nagar, Municipal Corporation, Nanded
		Shivaji Nagar
		Shree Guru Govindsing Govt. Medical College & Hospital, Shivaji Putala, Nanded
19.	Ahmednagar	Kotala Chowk
		Chitale Road
		Old Bus Stand
20.	Dhule	Agrasen Chowk
		Fulwala Chowk
		Santoshi Mata Chowk
21.	Malegaon	Mosampur
		Satana Naka
		Malegaon Camp
22.	Pimpri-Chinchwad	Chaphekar Chowk, Chinchwad Gaon
		Shanti Nagar (Pimri)

		Bosari Gaonthan
23.	Parbhani	Shivaji Chowk
		Shivaji Maharaj Putala, (near S.P. Office)
		Raigad Corner, Jintur road
24.	Latur	Ganjgolai
		Kesharaj High school, Sham nagar, Amba Jogai Road
		Aadarsh Colony, AUSA Road
25.	Akola	Collector Office
		Civil line Chowk / Ratanlal plot
		City Kotawali Chowk near police station
26.	Solapur	Balives
		Ashok Chowk
		Hotgi and Vijapur road
		Saat Rastta Railway Station
27.	Panvel	Utsav Chowk, Kharghar
		Old Panvel, Panvel Corporation Building
		Khanda Colony, New Panvel

2. ANNEXURE II: Noise Pollution (Regulation & Control) Rules, 2000 amendment dated 21st April, 2009

SCHEDULE

(see rule 3 (1) and 4 (1))

Ambient Air Quality Standards in respect of Noise

Area Code	Category of Area	Limits in dB(A) L_{eq}	
		Day time	Night time
A)	Industrial area	75	70
B)	Commercial area	65	55
C)	Residential Area	55	45
D)	Silence Zone	50	40

Note:

1. Day time shall mean from 6.00 a.m. to 10.00 p.m.
2. Night time shall mean from 10.00 p.m. to 6.00 a.m.
3. Silence zone is defined as an area comprising not less than 100 meters around hospitals, educational institutions and courts. The silence zones are zones, which are declared as such by the competent authority.
4. Mixed categories of areas may be declared as one of the four-abovementioned categories by the competent authority.

*dB (A) L_{eq} denotes the time-weighted average of the level of sound in decibels on scale A which is relatable to human hearing.

A “decibel” is a unit in which noise is measured.

“A” in dB (A) L_{eq} , denotes the frequency weighting in the measurement of noise and corresponds to frequency response characteristics of the human ear.

L_{eq} : It is an energy mean of the noise level over a specified period

ध्वनी प्रदूषण (नियंत्रण व नियमन) नियम, २०००
ची प्रभावीपणे अंमलबजावणी करण्यासाठी
प्राधिकरणाची नियुक्ती करण्याबाबत

महाराष्ट्र शासन
पर्यावरण विभाग, मंत्रालय,
शासन निर्णय क्रमांक : ध्वनीप्र-२००९/प्र.क्र.९५/तांक-१
नविन प्रशासन भवन, १५ वा मजला, मादाम कामा रोड, मुंबई - ४०० ०३२
दिनांक: २१ एप्रिल, २००९

वाचा - १) शासन निर्णय क्रमांक : ध्वनीप्र-२०००/प्र.क्र.२४/तांक ३, दिनांक १६ ऑगस्ट, २००० आणि दिनांक १५ जून, २००१
२) मे. उच्च न्यायालयाच्या मुंबई खंडपीठामध्ये दाखल करण्यात आलेल्या सार्वजनिक हिताच्या याचिका क्र. (१) २०५३/२००३, (२) ७४/२००७, (३) ८५/२००७ आणि (४) १/२००९ मधील दिनांक २६/२/२००९ चे आदेश

प्रस्तावना :-

पर्यावरण विभाग, शासन निर्णय क्र. एन.पी./२०००/२४/क्र.३, दिनांक १६/८/२००० व दिनांक १५/०६/२००१ रोजी ध्वनी प्रदूषण (नियंत्रण व नियमन) नियम, २००० च्या २ (क) नुसार, राज्यातील पोलीस आयुक्त असलेल्या शहरामध्ये पोलीस उप आयुक्त व इतर ठिकाणी जिल्हा पोलीस अधीक्षक यांना एक सदस्य प्राधिकरण म्हणून ध्वनी प्रदूषण नियमाची अंमलबजावणी करण्यासाठी नियुक्ती करण्यात आली आहे.

मा. उच्च न्यायालय, मुंबई खंडपीठाने वरील याचिकांमध्ये महाराष्ट्र शासन व इतर विभागांनी ध्वनी प्रदूषण (नियंत्रण व नियमन) नियम, २००० ची प्रभावी अंमलबजावणी करण्याकरीता दिनांक २६/२/२००९ रोजी ठराविक निर्देश दिलेले आहेत. त्यानुसार स्थानिक स्वराज्य संस्थांनी शहरी भागात शांतता झोन जाहीर करणे आवश्यक आहे.

शासन निर्णय :-

१) मा. उच्च न्यायालयाच्या आदेशानुसार तसेच ध्वनी प्रदूषण (नियंत्रण व नियमन) नियम, २००० च्या कलम ३ (५) नुसार स्थानिक स्वराज्य संस्थांनी शहरी भागात शांतता झोन त्वरीत जाहिर करून योग्य ते आदेश काढावेत. तसेच शहरात शांतता झोनचे फलक लावून आदेशाची प्रभावी अंमलबजावणी करण्यासाठी योग्य ती प्रसिध्दी करावी.

- १) शैक्षणिक संस्थांच्या सभोवताली १०० मीटर क्षेत्र
- २) सर्व न्यायालयाच्या सभोवतीली १०० मीटर क्षेत्र
- ३) रुग्णालयाच्या सभोवताली १०० मीटर क्षेत्र

२) ध्वनी प्रदूषणाची वाढती पातळी व निरनिराळे प्रदूषण स्रोत विचारात घेता, शासनाच्या निरनिराळ्या विभागांनी सधःस्थितीत ते राबवीत असलेल्या नियमाद्वारे ध्वनी प्रदूषण नियंत्रण व नियमनाची अंमलबजावणी करावी. त्याकरिता परिशिष्ट १ मध्ये नमूद केल्याप्रमाणे, शासनाच्या संबंधित विभागांच्या अधिपत्याखालील संस्थांच्या अधिकाऱ्यांना पदनाम प्राधिकरण म्हणून जाहीर करण्यात येत आहे. याबाबत संबंधित

रोट्टा/इच-०१००[४००-४-२००९]-१

२

विभागांनी स्वतंत्र आदेश निर्गमित करावेत. सदर प्राधिकरण, ते राबधित असलेल्या नियमाच्या तरतुदीनुसार तसेच ध्वनी प्रदूषण (नियंत्रण व नियमन) नियम, २००० च्या तरतुदीनुसार ध्वनी प्रदूषण नियंत्रण व नियमनाची कार्यवाही करण्यास सक्षम असेल.


A.

३) ध्वनी प्रदूषण करणारे उपकरणे / स्रोत जसे D.G. Sets (15-500 KVA); Coal Washeries ; Fire Crackers Generator Sets with Diesel (upto 1000 KVA) manufactured on or after 1st July, 2003 ; Vehicles at manufacturing stage from the year, 2003 and 1st April, 2005 respectively as well as Noise Limits for Automobiles and Domestic appliances and construction equipments at the manufacturing stage laid down under the provisions of the Environment (Protection) Act, 1986 and Rules made there under इत्यादींची, सभोयतालच्या हवेतील ध्वनी प्रदूषण गुणवत्तेच्या विहित मर्यादा परिशिष्ट २ मध्ये नमूद केल्याप्रमाणे असेल.

४) या शासन निर्णयान्वये, पर्यावरण विभागाने यापूर्वी दिनांक १६ ऑगस्ट, २००० आणि दिनांक १५ जून, २००१ रोजी या विषयाबाबत निर्गमित केलेला शासन निर्णय खारीज करण्यात येत आहे. हा शासन निर्णय निर्गमित झाल्याच्या दिनांकापासून लागू राहील.

महाराष्ट्राचे राज्यपाल यांच्या आदेशानुसार व नावाने.

B.


(ग.नि.वराडे)
संचालक (पर्यावरण)

प्रत माहितीसाठी :-

मा.मुख्यमंत्र्यांचे प्रधान सचिव

मा.उपमुख्यमंत्र्यांचे प्रधान सचिव

मा. मुख्यसचिव

अतिरिक्त मुख्यसचिव, गृह विभाग, मंत्रालय

अतिरिक्त मुख्यसचिव, सार्वजनिक आरोग्य विभाग, मंत्रालय

प्रधान सचिव (अ. व सु.), गृह विभाग

प्रधान सचिव, नगर विकास विभाग (१), मंत्रालय

प्रधान सचिव, नगर विकास विभाग (२), मंत्रालय

प्रधान सचिव, महसूल विभाग, मंत्रालय

प्रधान सचिव, उच्च व तंत्रशिक्षण विभाग, मंत्रालय,

प्रधान सचिव, शालेय शिक्षण विभाग, मंत्रालय

सचिव, गृह विभाग (परिवहन),

सचिव, पर्यावरण

मा. मंत्री (पर्यावरण), यांचे खाजगी सचिव,

मा. राज्यमंत्री (पर्यावरण), यांचे खाजगी सचिव,

सर्व मा. मंत्री / राज्यमंत्री यांचे खाजगी सचिव

सर्व जिल्हाधिकारी

सर्व पोलीस आयुक्त / उप आयुक्त

सर्व जिल्हा पोलीस अधिक्षक / उप अधिक्षक

पर्यावरण विभाग सर्व अधिकारी / कार्यासन / निवडनस्ती - तांक १

परिशिष्ट - १

एच-०१०० -१अ

३

ध्वनी प्रदूषण व नियमन व नियंत्रणाची अंमलबजावणी करण्यासाठी शासनाच्या अधिपत्याखाली असलेल्या संस्थांमधील संबंधीत अधिका-याची पदनाम प्राधिकरण म्हणून नियुक्ती

Sr. No	Officer /Agency	Concerned Department	Duties
1.	District Magistrate, Sub-Divisional Magistrate,	Revenue	Corresponding Rules for the enforcement of the Noise Pollution Control measures within their respective jurisdiction.
2.	Police Commissioner or any other officer not below the rank of the Deputy Superintendent of Police designated for the maintenance of Ambient Air Quality Standards, as mentioned in the Rule 2(c) of Noise Pollution(Regulation and Control) Rules, 2000.	Home	The Police Authorities will be responsible for initiating further legal actions in respect of the violations.,
3.	Municipal Commissioner, Additional/Deputy Municipal Commissioner/ Chief Officer of Municipal Council/Committee Govt. of Maharashtra not below the rank of the Deputy Superintendent of Police.	Urban Development	<p>Corresponding Rules for the enforcement of noise standards laid down under the Environment (Protection) Rules, 1986 at source for construction projects, utilities for buildings (ACs, DG sets etc.), domestic appliances, development and other activities in their jurisdiction.</p> <p>The urban local bodies shall be responsible for demarcation of the silent zones as per the Noise Rules, 2000 and displaying the same adequately.</p> <p>The urban local bodies shall include an Action Plan for noise control in the Environmental Status Report submitted by them annually, including noise monitoring and noise mapping studies.</p> <p>The Local Body and Urban Development Deptt., Govt. of Maharashtra will not grant any permissions for development activities in consistent with or in conflict with the categorization of zone. In case of overlapping zones, stringent standards will prevail over in that particular area.</p>
4.	Registrar /Head Master of the Educational Institutions duly approved by the concerned Government not below the rank of the Deputy Superintendent of Police	Higher & Technical Education/ School Education	Corresponding Rules for the enforcement and maintenance of the Ambient Noise Standards laid down for domestic appliances, automobiles etc. in respect of any activity in its jurisdiction.
5.	Dean/Superintendent of the Government Hospitals not below the rank of the Deputy Superintendent of Police	Public Health	Corresponding Rules for the enforcement and maintenance of the Ambient Noise Standards laid down for domestic appliances, automobiles etc. in respect of any activity in its

एच-०१०० -२

			jurisdiction.
6.	Head of M.M.R.D.A., M.S.R.D.C., C.I.D.C.O., having local jurisdiction constituted under various Laws and Public Works Department.	Urban Development	Corresponding Rules for the enforcement and maintenance of Noise Standards laid down under the Environment (Protection) Rules, 1986 at source for construction projects, utilities for buildings (ACs, DG sets etc.), domestic appliances, development and other activities in their jurisdiction These Developmental Authorities should include adequate noise abatement measures in their project activities such as noise barriers to the bridges and flyovers, tree plantation for roads etc.
7.	Member Secretary and any officer Maharashtra Pollution Control Board not below the rank of the Deputy Superintendent of Police	Environment Department	(i) Monitoring of Ambient Noise Levels in case of specific requests from other authorities referred in the table and communicating the results to the respective Authorities for further necessary action at their end. (ii) For the enforcement of Noise Pollution Control Measures and Standards in industrial areas.
8.	(i) Any officer from the State Transport Department / Deputy Regional Transport Officer in their respective jurisdiction not below the rank of the Deputy Superintendent of Police (ii) Head of Maharashtra State Road Transport Corporation or any officer/ Depot Manager not below the rank of the Deputy Superintendent of Police. (iii) Traffic Police Authorities not below the rank of the Deputy Superintendent of Police	Home Department (Transport)	Enforcement and maintenance of the Noise Standards laid down under Environment (Protection) Rules, 1986 and Motor Vehicles Act, 1939 for the new and operating vehicles within their respective jurisdiction. The noise levels generated by the in-use vehicles should be monitored while grant of Pollution Under Control Certificate.

परिशिष्ट- २

Schedule
(Under rule 3(1) and 4(1)) of Noise Pollution (Control and Regulation) Rules, 1999

Ambient Air Quality Standards in respect of Noise

Area Code	Category of Area/Zone	Limits in dB(A) Leq*	
		Day Time	Night Time
(A)	Industrial Area	75	70
(B)	Commercial Area	65	55
(C)	Residential Area	55	45
(D)	Silence Zone	50	40

- i. Day time shall mean from 6.00 a.m. to 10.00 p.m.
- ii. Night time shall mean from 10.00 p.m. to 6.00 a.m.
- iii. Silence Zone is defined as an area comprising not less than 100 meters around hospitals, educational institutions and courts. The silence zones are zones which are declared as such by the competent authority.
- iv. Mixed categories of areas may be declared as one of the four above mentioned categories by the competent authority.

*dB(A) Leq denotes the time weighted average of the level of sound in decibels on scale A which is relatable to human hearing.

A "decibel" is a unit in which noise is measured.

"A", in dB(A) Leq, denotes the frequency weighting in the measurement of noise and corresponds to frequency response characteristics of the human ear.

Leq : it is an energy mean of the noise level, over a specified period.

2. Standards / Guidelines for control of Noise Pollution from Stationary Diesel Generator (DG) Sets.

(A) Noise Standards for DG sets (15-500 KVA)

The total sound power level, L_w of a DG set should be less than, $94 + 10 \log_{10} (KVA)$, dB(A), at the manufacturing stage, where, KVA is the nominal power rating of a DG set. This level should fall by 5 dB(A) every five years, till 2007, i.e. in 2002 and then in 2007

(B) Mandatory acoustic enclosure/acoustic treatment of room for stationary DG sets (5KVA and above).

Noise from the D.G. Set should be controlled by providing an acoustic enclosure or by treating the room acoustically.

The acoustic enclosure / acoustic treatment of the room should be designed for minimum 25 dB (A) Insertion Loss or for meeting the ambient noise standards, whichever is on the higher side (if the actual ambient noise is on the higher side, it may not be possible to check the performance of the acoustic enclosure/acoustic treatment. Under such circumstances, the performance may be checked for noise reduction upto actual ambient noise level, preferably in the night time). The measurement for Insertion Loss may be done at different points at 0.5 m from the acoustic enclosure/room, and then averaged.

एस-०१०९[५००-५-२००९]-३

The DG set should also be provided with proper exhaust muffler with insertion loss of minimum 25dB (A).

A.

(C) Guidelines for the manufacturers/users of DG sets (5 KVA and above).

01. The manufacturer should offer to the user a standard acoustic enclosure of 25 dB(A) insertion Loss and also a suitable exhaust muffler, with Insertion Loss of 25 dB(A).
02. The user should make efforts to bring down the noise levels due to the D.G. set, outside his premises, within the ambient noise requirements by proper siting and control measures.
03. The manufacturer should furnish noise power levels of the unsilenced DG sets as per standards prescribed under (A).
04. The total sound power level of a D.G. set, at the user's end, shall be within 2 dB(A) of the total sound power level of the DG set, at the manufacturing stage as prescribed under (A).
05. Installation of a DG set must be strictly in compliance with the recommendations of the DG set manufacturer.
06. A proper routine and preventive maintenance procedure for the DG set should be set and followed in consultation with the DG set manufacturer, which would help to prevent noise levels of the DG set from deteriorating with use.

3. Noise Level Standards for Coal Washeries

Operational / Working Zone – not to exceed 85 dB(A) Leq for 8 hours exposure.

The Ambient Air Quality Standards in respect of noise as notified under Environment (Protection) Rules, 1986 shall be followed at the boundary line of the coal washery.

Code of Practice of Coal Washery

Water or Water mixed chemical shall be sprayed at all strategic coal transfer points such as conveyors, loading/unloading points etc. As far as practically possible conveyors, transfer points etc. shall be provided with enclosures.

- * The crushers/pulverizers of the coal washeries shall be provided with enclosures, fitted with suitable air pollution control measures and finally emitted through a stack of minimum height of 30m, conforming particulate matter emission standards of 150 mg/Nm³ or provided with adequate water sprinkling arrangement.
- * Water sprinkling by using fine atomizer nozzles arrangement shall be provided on the coal heaps and on land around the crushers/pulverisers.
- * Area, in and around the coal washery shall be pucca either asphalted or concreted.
- * Water consumption in the coal washery shall not exceed 1.5 cubic meter per tonne of coal.
- * The efficiency of the settling ponds of the waste water treatment system of the coal washery shall not be less than 90%.
- * Green belt shall be developed along the road side, coal handling plants, residential complex, office building and all around the boundary line of the coal washery.
- * Storage bunkers, hoppers, rubber decks in chutes and centrifugal chutes shall be provided with proper rubber linings.

U

- * Vehicles movement in the coal washery area shall be regulated effectively to avoid traffic congestion. High pressure horn shall be prohibited. Smoke emission from heavy duty vehicle operating in the coal washeries should conform the standards prescribed under Motor Vehicle Rules, 1989.

4. Noise Standards for fire-crackers

- A.(i) The manufacturer, sale or use of fire-crackers generating noise level exceeding 125 dB(A) or 145 dB(C)_{pk} at 4 meters distance from the point of bursting shall be prohibited.
- (ii) For individual fire-cracker constituting the series (joined fire crackers), the above mentioned limit be reduced by $5 \log_{10} (N)$ dB, where N=Number of crackers joined together.
- B. The broad requirements for measurement of noise from fire-crackers shall be-
 - (i) The measurements shall be made on a hard concrete surface of minimum 5 meter diameter or equivalent.
 - (ii) The measurement shall be made in free field conditions i.e., there shall not be any reflecting surface upto 15 meter distance from the point of bursting.
 - (iii) The measurement shall be made with an approved sound level meter.
- C. The Department of Explosives shall ensure Implementation of these standards.

5. Noise Limits for Generator Sets run with diesel

Noise limit for diesel generator sets (upto 1000 KVA)-manufactured on or after 1st July, 2003

The maximum permissible sound pressure level for new diesel generator (DG) sets with rated capacity upto 1000 KVA, manufactured on or after the 1st July, 2003 shall be 75 dB(A) at 1 meter from the enclosure surface.

The diesel generator sets should be provided with integral acoustic enclosure at the manufacturing stage itself.

The implementation of noise limit for these diesel generator sets shall be regulated as given in below mentioned paragraph.

Requirement of certification

Every manufacturer of engine or every importer of engine or product must have valid certificates of Type Approval and certificates of Conformity of Production for each year, for all engine models being manufactured or for all engines or product models being imported, after the effective date with the emission limit as specified in earlier paragraph.

एच-०१०६[४००-५-२००९]-५

6. (1) Noise limits for vehicles applicable at manufacturing stage
from the year. 2003.

Sr.No.	Type of Vehicle	Noise Limits dB(A)	Date of Implementation
(1)	(2)	(3)	(4)
1.	Two Wheeler		1 st January, 2003
	Displacement upto 80 cm ³	75	
	Displacement more than 80 cm ³ but upto 175 cm ³	77	
	Displacement more than 175 cm ³	89	
2.	Three Wheeler		1 st January, 2003
	Displacement upto 175 cm ³	77	
	Displacement more than 175 cm ³	80	
3.	Passenger Car	75	1 st January, 2003
4.	Passenger or Commercial Vehicles		1 st July, 2003
	Gross vehicle weight upto 4 tonnes	80	
	Gross vehicle weight more than 4 tonnes but upto 12 tonnes	83	
	Gross vehicle weight more than 12 tonnes	85	

(2) Noise Limits for vehicles at manufacturing stage applicable on and from 1st April, 2005

Sr.No.	Type of vehicles	Noise Limits
1.0	Two Wheelers	
1.1	Displacement upto 80 cc	75
1.2	Displacement more than 80 cc but upto 175 cc	77
1.3	Displacement more than 175 cc	80
2.1	Three Wheelers	
2.1	Displacement upto 175 cc	77
2.2	Displacement more than 175 cc	80
3.0	Vehicles used for the carriage of passengers and capable of having not more than nine seats, including the driver's seat	74
4.0	Vehicles used for the carriage of passengers having more than nine seats including the driver's seat and a maximum Gross Vehicle Weight (GVW) of more than tonnes	
4.1	With an engine power less than 150KW	78
4.2	With an engine power of 150 KW or above	80
5.0	Vehicles used for the carriage of passengers having more than nine seats including the driver's seat: Vehicle used for the carriage of goods.	
5.1	With a maximum GVW not exceeding 2 tonnes	76
5.2	With a maximum GVW greater than 3 tonnes but not exceeding 3.5 tonnes	77
6.0	Vehicles used for the transport of goods with a maximum GVW exceeding 3.5 tonnes	
6.1	With an engine power less than 75 KW	77
6.2	With an engine power of 75 KW or above but less than 150KW	78
6.3	With an engine power of 150 KW or above	80

एच-०१०० -५

१०

7. Noise Standards Part E:-

A. Noise limits for Automobiles (Free Field Distance at 7.5 meter in dB(A) at the manufacturing stage.

(a)	Motorcycle, Scooters and Three Wheelers	80
(b)	Passenger Cars	82
(c)	Passenger or Commercial vehicles upto 4 MT	85
(d)	Passenger or Commercial vehicles above 4 MT and Upto 12 MT	89
(e)	Passenger or Commercial vehicles exceeding 12 MT	91

B. Domestic appliances and construction equipments at the manufacturing stage to be achieved by 31st December, 1993.

(a)	Window Air Conditioners of 1 ton to 1.5 ton	68
(b)	Air Coolers	60
(c)	Refrigerators	46
(d)	Diesel generator of domestic purposes	85-90
(e)	Compactors (rollers), Front Loaders, Concrete Mixers, Cranes (moveable), Vibrators and Saws	75

3. ANNEXURE III: Hourly Noise Levels Leq dB(A) during Ganesh Festival at 132 locations in Maharashtra

31-Aug-22 (Wednesday)										
City	Location	18:00-19:00	19:00-20:00	20:00-21:00	21:00-22:00	22:00-23:00	23:00-24:00	Lmax	Lmin	Leq (A)
Mumbai	Andheri - Azad Nagar, Sarvajanik Utsav	72.5	64.21	80.93	80.9	64.2	64.2	80.9	64.2	76.58
Mumbai	Bandra - Sarvajanik Ganeshutsav Mandal-	73.3	68.15	73.44	72.3	73.3	63.5	73.4	63.5	71.79
Mumbai	Bhandup - Jay Bajrang Mitra Mandal	73.8	77.81	72.26	73.7	71.2	64.2	77.8	64.2	73.68
Mumbai	Borivali - Manav Mitra Mandal	71	70.54	70.54	70.6	76.4	71.9	76.4	70.5	72.5
Mumbai	Byculla - Sarvajanik Ganeshutsav mandal	72.5	64.21	80.93	64.3	64.1	68.9	80.9	64.1	74.18
Mumbai	Chembur (East) - Near Ashish Talao	72.7	81.38	67.99	70.4	69.9	69.4	81.4	68	75.05
Mumbai	Chembur (West) - Sahyadri Krida Mandal	70.3	70.08	75.01	69	69.2	68.3	75	68.3	71.01
Mumbai	Chinchpokali (E) - Lalbaug Raja	70.2	71.2	73.52	73.8	72.1	74.3	74.3	70.2	72.77
Mumbai	Chinchpokali (W) - Parsiwadi Mitra Mandal	73.4	71.07	84.5	64.7	68.3	65.2	84.5	64.7	77.4
Mumbai	Dadar (East) - Khodadad Circle	74.2	76.36	72.1	73.1	74.7	71.3	76.4	71.3	73.95
Mumbai	Dadar (West) - Sai Ganesh Sadan, Senapati	72.9	73.67	76.43	75	72.6	72.4	76.4	72.4	74.08

31-Aug-22 (Wednesday)										
City	Location	18:00-19:00	19:00-20:00	20:00-21:00	21:00-22:00	22:00-23:00	23:00-24:00	Lmax	Lmin	Leq (A)
Mumbai	Elphinstone - Shiv Sai Sarvajanik Ganeshutsav Mandal	73.6	71.09	72.81	68.2	66.7	63.6	73.6	63.6	70.58
Mumbai	Ghatkopar (E) - Amar Mitra Mandal	69	68.16	68.72	71.1	61.6	60.1	71.1	60.1	67.93
Mumbai	Girgaon Chowpati - Sarvajanik Ganeshutsav Mandal	68	67.61	70.62	72.1	60.4	59.6	72.1	59.6	68.43
Mumbai	Grant Road (W) - Sarvjanik Ganeshutsav Mandal,	66.3	68.59	67.47	66.9	66.6	62.4	68.6	62.4	66.73
Mumbai	Juhu Chowpati - Om Kareshver Shiv Mandir (Trust)	71.1	72.28	80.88	68.5	64.6	64.4	80.9	64.4	74.39
Mumbai	Kandivali (East) - Thakur Village	76.9	85.17	78.64	80.6	77.8	74.5	85.2	74.5	80.37
Mumbai	Kandivali (W) - Balla Mitra Mandal, Kandivali (W)	71.2	72.23	72.14	70.4	68.6	67.5	72.2	67.5	70.67
Mumbai	Khar - Opp. Khar Police Station (W)	69	68.16	68.72	71.1	61.6	60.1	71.1	60.1	67.93
Mumbai	Mulund - Sargam Mitra Mandal	67.3	71.79	65.99	68.6	67.3	65	71.8	65	68.26
Mumbai	Mumbai Central - Belasis Road	74.8	72.11	70.8	71.4	66.9	62	74.8	62	71.17

31-Aug-22 (Wednesday)										
City	Location	18:00-19:00	19:00-20:00	20:00-21:00	21:00-22:00	22:00-23:00	23:00-24:00	Lmax	Lmin	Leq (A)
Mumbai	Parel (W) - Sarvajanik Ganeshutsav Mandal	82	89.64	75.84	80.3	79	71.2	89.6	71.2	83.42
Mumbai	Santacruz (East) - Milan Subway, Neet & Geet Society	78.2	78.09	79.76	78.8	79.4	79.3	79.8	78.1	78.96
Mumbai	Vikhroli (W) - Balmitra Kala Mandal	69.9	69.8	66.93	94.8	71.4	65.1	94.8	65.1	87.04
Mumbai	Wadala - Sarvajanik Ganeshutsav Mandal	72.5	75.64	74.45	72.5	71.5	79.1	79.1	71.5	75.12
Navi Mumbai	Airoli - Traffic Police Chowki	77.9	79.4	83.1	84.4	85.2	84.7	85.2	77.9	83.2
Navi Mumbai	CBD Belapur - Hotel Meenakshi, Sec-6	69.6	61.9	70.4	60.8	60	60.9	70.4	60	66.2
Navi Mumbai	Kopar Khairane - Sector-10	77.9	74.8	78.7	78.6	78.5	68	78.7	74.8	77.2
Navi Mumbai	Uran - Ganpati Chowk	79.12	74.1	76.6	78.6	70.8	66.2	79.1	66.2	76
Navi Mumbai	Vashi - Shivaji Chowk	73	75.8	76.7	73.8	70.7	69.8	76.7	69.8	74

31-Aug-22 (Wednesday)										
City	Location	18:00-19:00	19:00-20:00	20:00-21:00	21:00-22:00	22:00-23:00	23:00-24:00	Lmax	Lmin	Leq (A)
Thane	Gokhale Road-Malhar Cinema	73.4	73.9	75.1	75	74.1	70.1	75.1	70.1	73.9
Thane	Jambli Naka- Lake immersion Point	72.6	70.6	76.3	72.4	75.7	75.6	76.3	70.6	74.3
Thane	Main Road- Gaondevi Mandir, Naupada	74.1	73.3	76.9	72.5	76.2	63.1	76.9	63.1	74.2
Thane	Wagle Estate- Raila Devi Lake	64	61.5	62.1	61.9	59.5	57.2	64	57.2	61.5
Thane	Court Naka	74.2	73.1	77.3	75	69.9	72.6	77.3	69.9	74.2
Thane	Mental Hospital	63.4	65.2	54.1	59.4	50.6	52.7	65.2	50.6	60.6
Thane	Bedekar Hospital	73.6	73.2	72.6	69	67.6	59.4	73.6	59.4	71.1
Thane	Kalwa- Chatarpati Shivaji Maharaj Hospital	76.1	74.1	76.6	78.6	70.8	66.2	79.3	66.2	76.1
Pune	Shivaji Nagar (Sakhar Sankul)	65.6	72.1	80.1	77	70.9	57.2	80.1	57.2	74.9
Pune	Karve Road (Nul stop)	81.6	80.2	72.7	76.4	70.3	70.4	81.6	70.34	77.47
Pune	Swar Gate (Tilak Road)	76.3	75.4	74.8	71.9	74	69.6	76.31	69.62	74.18

31-Aug-22 (Wednesday)										
City	Location	18:00-19:00	19:00-20:00	20:00-21:00	21:00-22:00	22:00-23:00	23:00-24:00	Lmax	Lmin	Leq (A)
Pune	Satara Road	77.8	78.7	82.3	73.7	77.7	67.7	82.32	67.72	78.15
Pune	Shaniwar Peth	84.2	80.2	75.1	72.9	75.9	76.9	84.2	72.9	79.27
Pune	Yerawada (Near Gunjan Theatre)	79.3	94	91.8	84.1	84	69.5	93.96	69.54	88.86
Pune	Laxmi Road	80.1	73.6	74.9	72.4	68.6	77	80.1	68.6	75.86
Pune	Kothrud	75.4	91.7	94.3	88.4	99.1	83.1	99.06	75.38	93.41
Pune	Mahatma Phule Maidan	82.6	72.5	69.8	69.5	62.8	63.3	82.58	62.84	75.67
Pune	Sarus Baug (Mitra Mandal Chowk)	67.9	67	67.1	67.4	80.9	67.1	80.86	67.04	73.95
Pune	Hadapsar (Nera Bhaji Maidan)	79	80.7	85.6	73.4	72.1	73.4	85.65	72.08	80.17
Pune	Parvati	68.7	76.5	75.9	79.8	73.8	65	79.79	64.95	75.53
Pune	Koregaon Park	75.7	78.9	78.2	77	70.1	64	78.89	64.04	76.1
Pune	Khadaki (Near Bazar)	74.5	77.8	85.7	71.9	68.1	67.1	85.73	67.11	79.13
Pune	M G Road (Babajan Chowk)	74.2	78.6	80.5	74.4	70.1	62.8	80.45	62.84	76.19

31-Aug-22 (Wednesday)										
City	Location	18:00-19:00	19:00-20:00	20:00-21:00	21:00-22:00	22:00-23:00	23:00-24:00	Lmax	Lmin	Leq (A)
Pune	University Road Chowk	73	81.4	79.3	76.2	65.5	61.9	81.38	61.93	76.82
Pune	Aundh Parihar Chowk	73.6	73.2	74.7	80	69.6	63.2	80.04	63.23	74.91
Pune	VishrantWadi	76	77.9	78.3	77.9	71.6	65	78.29	65.03	76.17
Nashik	Nashik Road/ Ramkund	72.5	74.4	73.6	69.7	71.7	68.1	74.4	68.1	72.2
Nashik	Panchvati/ Near Ashok Stambh	59.8	57.9	54.9	58.4	55.6	53.4	59.8	53.4	57.2
Nashik	Civil Hospital / Near Gadge Maharaj Statue	71	76.4	67.8	69.3	63.8	60.7	76.4	60.7	70.9
Nashik	Trimurty Chowk / River Bank of Waldevi	89.6	86.3	85.6	86.2	87	87.5	89.6	85.6	87.2
Nashik	Satpur Bus Stand / CIDCO (Behind PF Off.)	76.9	80.2	74	84.3	78.2	69.5	84.3	69.5	79.4
Aurangabad	Gulmandi	71	78	81	74	68	56	81	56	75.9
Aurangabad	City Chowk	68	72	70	64	58	54	72	54	67.73

31-Aug-22 (Wednesday)										
City	Location	18:00-19:00	19:00-20:00	20:00-21:00	21:00-22:00	22:00-23:00	23:00-24:00	Lmax	Lmin	Leq (A)
Aurangabad	Kranti Chowk	70	75	72	68	63	57	75	57	70.4
Aurangabad	CIDCO Residential	56	58	52	49	46	45	58	45	53.4
Aurangabad	Usmanpura	67	69	62	57	53	48	69	48	64
Nagpur	Cotton Market (Jayshree Talkies) / (Gandhisagar Lake)	72.5	74.4	73.6	69.7	71.7	68.1	74.4	68.1	72.2
Nagpur	Ramdaspath (KRIMS Hospital) / (Sonegaon lake)	59.8	57.9	54.9	58.4	55.6	53.4	59.8	53.4	57.2
Nagpur	Reshimbag (Saraswati Vidyalaya) / (Sakkardara lake)	71	76.4	67.8	69.3	63.8	60.7	76.4	60.7	70.9
Nagpur	Gandhiputala (Taori TV Showroom) / (Naik lake)	89.6	86.3	85.6	86.2	87	87.5	89.6	85.6	87.2
Nagpur	Golibar Chauk / (Futala lake)	76.9	80.2	74	84.3	78.2	69.5	84.3	69.5	79.4
Kalyan	Khadakpada Chowk	74.5	77.2	83.9	67.8	68.1	69.1	83.9	67.8	77.6

31-Aug-22 (Wednesday)										
City	Location	18:00-19:00	19:00-20:00	20:00-21:00	21:00-22:00	22:00-23:00	23:00-24:00	Lmax	Lmin	Leq (A)
Kalyan	Shivaji Chowk	76.5	77.1	72.8	75	76.9	72.2	77.1	72.2	75.5
Kalyan	Ulhasnagar Station	69.2	72.8	71	79.3	76.8	82.7	82.7	69.2	77.8
Amaravati	Bhudhwara	64.9	66.1	67.7	66.1	63.1	61.6	67.7	61.6	65.3
Amaravati	Rajkamal Square	73.6	76.4	79.8	77.5	75.1	72.4	79.8	72.4	76.5
Amaravati	Irvin Hospital Square	66.4	66.6	68	66.4	64.1	61.7	68	61.7	65.9
Jalgaon	Subhash Chowk	76.6	91.4	88.09	69.24	66.83	59.8	91.4	59.8	85.4
Jalgaon	Shashtri Tower Chowk	67.4	61	62.2	60.2	56.1	58	67.4	56.1	62.72
Jalgaon	Shanipeth Police Station	61.3	63.8	60.2	58.5	54.8	50.9	63.8	50.9	59.97
Kolhapur	Rajaram Puri	65.6	87.1	91.6	94.5	74.5	67.7	94.54	65.6	89.08

31-Aug-22 (Wednesday)										
City	Location	18:00-19:00	19:00-20:00	20:00-21:00	21:00-22:00	22:00-23:00	23:00-24:00	Lmax	Lmin	Leq (A)
Kolhapur	Mahalaxmi Mandir	67.7	74	78.2	84.8	89.8	81.8	89.82	67.73	84.01
Kolhapur	Khas Baug Maidan	62.8	74	78.9	82.2	80.8	65.6	82.15	62.83	78.16
Sangli	Miraj Market	65.6	76.7	87.7	87	69.5	56.9	87.68	56.92	82.8
Sangli	Vishram Baug Chowk	62.7	72.6	82.8	83.9	72.3	60.2	83.94	60.15	79.01
Sangli	Gandhi Putala (Ganpati Peth)	65.9	73.4	82.7	82.8	69.1	57.2	82.79	57.21	78.36
Mira-Bhyander	Bhakti Vedant Hospital, Tenkar pada	75.3	78.3	75.8	78	75.2	68.4	78.3	68.4	76.1
Mira-Bhyander	Golden police Chowki	76	74.7	74.7	74.5	78.7	69.7	78.7	69.7	75.5
Mira-Bhyander	Shivaji Chowk Kashi meera	76.2	76.1	79.5	77.1	74.5	69.9	79.5	69.9	76.4
Vasai-Virar	Range office, Satwali, Vasai East	72.3	70.2	68.7	65	63.9	66.5	72.3	63.9	68.7

31-Aug-22 (Wednesday)										
City	Location	18:00-19:00	19:00-20:00	20:00-21:00	21:00-22:00	22:00-23:00	23:00-24:00	Lmax	Lmin	Leq (A)
Vasai-Virar	Valiv phata, Vasai East	70.9	73.4	75.3	73	71.9	70	75.3	70	72.8
Vasai-Virar	N.B. Estate, Virar West	74.6	74.4	73.3	75.9	72.1	69	75.9	69	73.7
Ulhasnagar	Gaol Maidan	78.4	74.5	74.4	75	74.3	76.9	78.4	74.3	75.9
Ulhasnagar	Doodh Naka, sec-5	68.9	68.7	69.1	68.9	71.2	70.5	71.2	68.7	69.7
Ulhasnagar	CHM college	85.5	86.9	76.8	89.6	89	70.3	89.6	70.3	86.4
Bhiwandi-Nizampur	Dhamankar Naka	86.4	86	83.4	81.8	78.1	70.7	86.4	70.7	83.3
Bhiwandi-Nizampur	Indira Gandhi Memorial Hospital	71.5	75.6	77.6	70.6	71.7	69.1	77.6	69.1	73.8
Bhiwandi-Nizampur	Shelar Near Nadi naka	74.3	81	80.9	82.1	81.6	69.2	82.1	69.2	80
Chandrapur	Govt. Medical College & Hospital, Chandrapur	71.1	68.8	69.8	70.3	66.4	62.4	71.1	62.4	68.9

31-Aug-22 (Wednesday)										
City	Location	18:00-19:00	19:00-20:00	20:00-21:00	21:00-22:00	22:00-23:00	23:00-24:00	Lmax	Lmin	Leq (A)
Chandrapur	Gandhi Square, Municipal Corporation, Chandrapur	68.8	71.2	75.9	85.2	86.4	57.9	86.4	57.9	81.4
Chandrapur	Jatpura Gate	74.6	75.9	75.8	69.9	64.6	64.5	75.9	64.5	73.1
Nanded-Waghala	Ganesh Nagar, Municipal Corporation, Nanded	65	69	71	65	61	51	71	51	66.7
Nanded-Waghala	Shivaji Nagar	69	70	69	67	59	49	70	49	67.2
Nanded-Waghala	SGG Govt. Medical College & Hospital, Shivaji Putala, Nanded	69	73	71	68	60	54	73	54	69
Ahmednagar	Kotala Chowk	71.8	71.86	71.09	69.5	65.9	60.7	71.9	60.7	69.81
Ahmednagar	Chitale Road	72.5	73.36	71.98	69.9	66.3	58.5	73.4	58.5	70.67
Ahmednagar	Old Bus Stand	73	72.92	69.98	98.1	61.1	58.4	73	58.4	69.84

31-Aug-22 (Wednesday)										
City	Location	18:00-19:00	19:00-20:00	20:00-21:00	21:00-22:00	22:00-23:00	23:00-24:00	Lmax	Lmin	Leq (A)
Dhule	Agrasen Chowk	73.1	69.57	69.82	65.7	65.2	60.1	73.1	60.1	68.95
Dhule	Fulwala Chowk	7.4	71.77	70.74	68.1	65.3	58.4	73.4	58.4	69.94
Dhule	Santoshi Mata Chowk	72.4	1.52	69.98	68.4	65.4	57.1	72.4	57.1	69.41
Malegaon	Mosampur	74	74	73.68	68.6	66.7	59.9	74	59.9	71.59
Malegaon	Satana Naka	72.4	71.42	69.88	67.9	64.3	60.1	72.4	60.1	69.27
Malegaon	Malegaon Camp	74	71.6	71.05	71.6	66.5	58.4	74	58.4	70.81
Pimpri-Chinchwad	Chaphekar Chowk, Chinchwad Gaon	65.6	80.9	88.5	85.1	70	66.7	88.53	65.6	82.92
Pimpri-Chinchwad	Shanti Nagar (Pimpri)	73.2	74.8	75.1	71.5	64.1	60	75.09	60.05	72.25
Pimpri-Chinchwad	Bosari Gaonthan	78	82.3	82.4	84.6	76.3	68.3	84.56	68.29	80.94

31-Aug-22 (Wednesday)										
City	Location	18:00-19:00	19:00-20:00	20:00-21:00	21:00-22:00	22:00-23:00	23:00-24:00	Lmax	Lmin	Leq (A)
Parbhani	Shivaji Chowk, Parbhani	72	73	69	66	62	56	73	56	69.1
Parbhani	Shivaji Maharaj Putala	70	72	70	67	61	58	72	58	68.5
Parbhani	Raigad Corner, Jintur Road	71	70	67	62	57	53	71	53	66.9
Latur	Ganjgolai	75	78	80	74	67	62	80	62	75.7
Latur	Sham Nagar	71	73	70	65	61	55	73	55	68.9
Latur	Aadarsh Colony, AUSA Road	69	70	67	60	56	51	70	51	66.1
Akola	Collector Office	82.55	83.52	76.56	74.36	75.97	60.6	83.52	60.6	79.6
Akola	Civil line Chowk / Ratanlal plot	78.58	81.22	76.05	76.39	76.98	63.54	81.22	63.54	77.56
Akola	City Kotawali Chowk near police station	90.33	91.68	88	78.85	77.28	66.34	91.68	66.34	87.42

31-Aug-22 (Wednesday)										
City	Location	18:00-19:00	19:00-20:00	20:00-21:00	21:00-22:00	22:00-23:00	23:00-24:00	Lmax	Lmin	Leq (A)
Solapur	Balives	63.5	67.1	63.6	76	65.5	64.8	76.01	63.47	69.71
Solapur	Ashok Chowk	60.5	67.4	66.7	66.1	67.2	69	68.98	60.52	66.78
Solapur	Hotgi and Vijapur road	87	83.6	82.8	76.6	69.3	79	86.96	69.33	82.42
Solapur	Saat Rastta Railway Station	67.7	71.9	72.6	69.1	69.4	64.9	72.55	64.89	69.93
Panvel	Kharghar	66.7	67.7	70.7	67.4	65	64	70.7	64	67.5
Panvel	Old Panvel, Panvel Corporation Building	63	68	65.5	73.8	69	68.5	73.8	63	69.3
Panvel	New Panvel- Khanda Colony	79.6	74	75.6	75.4	74.5	71	79.6	71	75.8

01-September-2022 (Thursday)										
City	Location	18:00-19:00	19:00-20:00	20:00-21:00	21:00-22:00	22:00-23:00	23:00-24:00	Lmax	Lmin	Leq (A)
Mumbai	Andheri - Azad Nagar, Sarvajanik Utsav	66.12	66.25	69.63	69.74	67.07	67.82	69.74	66.12	68.02
Mumbai	Bandra - Sarvajanik Ganeshutsav Mandal-	73.91	71.48	74.83	76.65	72.15	70.18	76.65	70.18	73.75
Mumbai	Bhandup - Jay Bajrang Mitra Mandal	76.97	78.84	70.46	63.78	65.02	65.53	78.84	63.78	73.88
Mumbai	Borivali - Manav Mitra Mandal	74.37	70.47	70.48	70.66	78.33	71.91	78.33	70.47	73.83
Mumbai	Byculla - Sarvajanik Ganeshutsav mandal	72.85	73.67	76.43	74.95	72.63	72.40	76.43	72.40	74.08
Mumbai	Chembur (East) - Near Ashish Talao	79.93	80.93	80.59	75.98	76.80	82.45	82.45	75.98	80.00
Mumbai	Chembur (West) - Sahyadri Krida Mandal	63.77	62.15	72.12	63.86	66.49	66.48	72.12	62.15	67.22
Mumbai	Chinchpokali (E) - Lalbaug Raja	76.80	83.86	91.03	78.83	83.04	80.39	91.03	76.80	85.11
Mumbai	Chinchpokali (W) - Parsiwadi Mitra Mandal	73.36	71.07	84.50	64.71	68.30	65.25	84.50	64.71	77.40
Mumbai	Dadar (East) - Khodadad Circle	76.13	77.13	82.55	88.08	93.28	86.58	93.28	76.13	87.66
Mumbai	Dadar (West) - Sai Ganesh Sadan, Senapati	74.27	73.81	77.06	73.75	72.78	73.43	77.06	72.78	74.43

01-September-2022 (Thursday)										
City	Location	18:00-19:00	19:00-20:00	20:00-21:00	21:00-22:00	22:00-23:00	23:00-24:00	Lmax	Lmin	Leq (A)
Mumbai	Elphinstone - Shiv Sai Sarvajanik Ganeshutsav Mandal	73.54	68.73	73.25	68.80	66.80	63.58	73.54	63.58	70.40
Mumbai	Ghatkopar (E) - Amar Mitra Mandal	75.43	72.06	70.24	71.31	71.19	69.80	75.43	69.80	72.12
Mumbai	Girgaon Chowpati - Sarvajanik Ganeshutsav Mandal	74.73	71.39	72.84	70.80	78.82	80.85	80.85	70.80	76.57
Mumbai	Grant Road (W) - Sarvjanik Ganeshutsav Mandal,	68.31	69.92	72.13	66.93	67.18	64.46	72.13	64.46	68.83
Mumbai	Juhu Chowpati - Om Kareshver Shiv Mandir (Trust)	63.86	73.91	77.56	79.89	68.21	69.92	79.89	63.86	75.18
Mumbai	Kandivali (East) - Thakur Village	79.07	80.40	76.86	70.07	80.22	81.41	81.41	70.07	79.14
Mumbai	Kandivali (W) - Balla Mitra Mandal, Kandivali (W)	69.55	74.30	78.07	76.52	81.10	88.51	88.51	69.55	82.15
Mumbai	Khar - Opp. Khar Police Station (W)	81.79	77.66	75.35	83.93	81.82	75.29	83.93	75.29	80.52
Mumbai	Mulund - Sargam Mitra Mandal	69.65	77.89	70.89	76.37	71.31	68.39	77.89	68.39	73.88
Mumbai	Mumbai Central - Belasis Road	71.44	75.32	76.20	75.96	73.34	66.86	76.20	66.86	74.14

01-September-2022 (Thursday)										
City	Location	18:00-19:00	19:00-20:00	20:00-21:00	21:00-22:00	22:00-23:00	23:00-24:00	Lmax	Lmin	Leq (A)
Mumbai	Parel (W) - Sarvajanik Ganeshutsav Mandal	74.08	76.14	74.99	73.07	71.28	71.69	76.14	71.28	73.88
Mumbai	Santacruz (East) - Milan Subway, Neet & Geet Society	74.91	77.18	75.34	78.87	76.32	75.69	78.87	74.91	76.60
Mumbai	Vikhroli (W) - Balmitra Kala Mandal	73.19	78.04	74.54	71.34	63.97	62.05	78.04	62.05	73.38
Mumbai	Wadala - Sarvajanik Ganeshutsav Mandal	81.77	81.00	75.70	72.25	85.66	82.86	85.66	72.25	81.72
Navi Mumbai	Airoli - Traffic Police Chowki	77.9	79.4	83.1	84.4	85.2	84.7	85.2	77.9	83.2
Navi Mumbai	CBD Belapur - Hotel Meenakshi, Sec-6	70.8	69.3	68.7	70.1	60.8	60.9	70.8	60.8	68.3
Navi Mumbai	Kopar Khairane - Sec-10	78.2	78.2	78.4	78.9	64.9	66.0	78.9	64.9	76.8
Navi Mumbai	Uran - Ganpati Chowk	61.3	70.6	75.8	68.2	60.4	60.1	75.8	60.1	70.0
Navi Mumbai	Vashi - Shivaji Chowk	77.6	83.9	76.4	91.7	86.8	68.4	91.7	68.4	85.8

01-September-2022 (Thursday)										
City	Location	18:00-19:00	19:00-20:00	20:00-21:00	21:00-22:00	22:00-23:00	23:00-24:00	Lmax	Lmin	Leq (A)
Thane	Gokhale Road-Malhar Cinema	80.1	81.3	83.3	79.8	79.5	73.7	83.3	73.7	80.4
Thane	Jambli Naka- Lake immersion Point	76.0	70.6	90.3	86.2	66.8	71.3	90.3	66.8	84.2
Thane	Main Road- Gaondevi Mandir, Naupada	93.7	84.6	83.1	77.7	80.5	77.4	93.7	77.4	87.1
Thane	Wagle Estate- Raila Devi Lake	72.3	81.5	73.3	67.3	53.6	53.9	81.5	53.6	74.9
Thane	Court Naka	78.8	68.2	73.9	79.7	75.5	70.8	79.7	68.2	76.2
Thane	Mental Hospital	61.3	67.6	75.8	68.2	60.4	60.1	75.8	60.1	69.5
Thane	Bedekar Hospital	73.0	67.3	77.0	64.6	69.7	59.4	77.0	59.4	71.7
Thane	Kalwa- Chatarpati Shivaji Maharaj Hospital	81.7	81.3	82.7	82.1	72.3	72.1	82.7	72.1	80.4
Pune	Shivaji Nagar (Sakhar Sankul)	71.3	74.7	71.1	75.3	71.2	58.5	75.29	58.49	72.35
Pune	Karve Road (Nul stop)	84.5	90.2	89.3	82.2	73.1	69.3	90.23	69.31	85.97
Pune	Swar Gate (Tilak Road)	77.2	75.2	73.5	73.4	71.9	68.5	77.23	68.53	74.06

01-September-2022 (Thursday)										
City	Location	18:00-19:00	19:00-20:00	20:00-21:00	21:00-22:00	22:00-23:00	23:00-24:00	Lmax	Lmin	Leq (A)
Pune	Satara Road (Balaji Nagar)	81.0	83.0	86.2	77.8	74.2	71.7	86.22	71.69	81.49
Pune	Shaniwar Peth (Shanivar Wada)	87.9	85.3	85.6	84.9	85.7	79.8	87.87	79.75	85.43
Pune	Yerawada (Near Gunjan Theatre)	80.5	93.5	92.5	83.9	76.2	73.8	93.48	73.81	88.68
Pune	Laxmi Road (Shagun Chowk)	73.8	74.9	79.4	79.5	76.6	73.0	79.45	73.02	76.95
Pune	Kothrud (Near Shivaji Putala)	74.3	80.2	85.4	78.9	78.8	69.1	85.36	69.07	80.26
Pune	Mahatma Phule Maidan	82.7	81.7	75.7	75.0	69.5	66.9	82.66	66.87	78.40
Pune	Sarus Baug (Mitra Mandal Chowk)	71.3	69.2	67.4	70.8	72.2	70.7	72.19	67.40	70.50
Pune	Hadapsar (Nera Bhaji Maidan)	81.2	85.0	89.9	81.2	75.9	74.1	89.94	74.11	84.35
Pune	Parvati	68.8	74.4	75.4	75.2	69.5	64.5	75.44	64.49	72.82
Pune	Koregaon Park	75.7	80.5	80.6	78.1	72.2	64.9	80.59	64.89	77.64
Pune	Khadaki (Near Bazar)	73.3	72.2	74.7	74.7	79.4	57.8	79.44	57.77	74.90
Pune	M G Road (Babajan Chowk)	74.8	81.6	84.5	77.1	67.3	67.3	84.51	67.26	79.37

01-September-2022 (Thursday)										
City	Location	18:00-19:00	19:00-20:00	20:00-21:00	21:00-22:00	22:00-23:00	23:00-24:00	Lmax	Lmin	Leq (A)
Pune	University Road Chowk	76.9	81.4	81.8	72.5	69.2	60.3	81.80	60.35	77.83
Pune	Aundh Parihar Chowk	72.2	77.1	70.7	71.1	66.4	66.1	77.11	66.05	72.26
Pune	VishrantWadi	80.5	75.3	79.2	76.6	72.6	67.9	80.48	67.91	76.96
Nashik	Nashik Road/ Ramkund	71.6	71.34	69.98	65.8	60.8	54.3	71.6	54.3	68.59
Nashik	Panchvati/ Near Ashok Stambh	68.7	67.77	68.56	65.4	58.2	54.9	68.7	54.9	66.2
Nashik	Civil Hospital / Near Gadge Maharaj Statue	67.0	69.72	67.65	66.7	59.6	55.9	69.7	55.9	66.4
Nashik	Trimurty Chowk / River Bank of Waldevi	69.1	69.62	68.33	66	58	56.5	69.6	56.5	66.86
Nashik	Satpur Bus Stand / CIDCO (Behind PF Off.)	69.3	70.28	69.93	66.8	59.3	58.4	70.3	58.4	67.69
Aurangabad	Gulmandi	71.1	76.0	80.13	76.3	70.5	64.4	80.13	64.4	75.49
Aurangabad	City Chowk	6.08	70.18	73.67	69.1	66.5	55	73.67	55	69.44

01-September-2022 (Thursday)										
City	Location	18:00-19:00	19:00-20:00	20:00-21:00	21:00-22:00	22:00-23:00	23:00-24:00	Lmax	Lmin	Leq (A)
Aurangabad	Kranti Chowk	71.0	72.06	77.28	74.4	69.2	59.7	77.28	59.7	72.96
Aurangabad	CIDCO Residential	63.3	64.71	69.23	65.4	55.8	48.2	69.23	48.2	64.63
Aurangabad	Usmanpura	62.3	67.47	68.61	64.8	55.1	45.7	68.61	45.7	64.75
Nagpur	Cotton Market (Jayshree Talkies) / (Gandhisagar Lake)	78.00	78.50	77.90	73.50	70.50	69.60	78.50	69.60	76.00
Nagpur	Ramdaspath (KRIMS Hospital) / (Sonegaon lake)	81.00	75.70	73.10	74.50	69.70	68.40	81.00	68.40	75.80
Nagpur	Reshimbag (Saraswati Vidyalaya) / (Sakkardara lake)	71.40	80.10	71.70	73.40	67.90	61.70	80.10	61.70	74.30
Nagpur	Gandhiputala (Taori TV Showroom) / (Naik lake)	71.60	73.90	70.90	72.50	70.00	67.60	73.90	67.60	71.50
Nagpur	Golibar Chauk / (Futala lake)	77.90	79.90	77.70	77.20	73.10	70.20	79.90	70.20	77.00
Kalyan	Khadakpada Chowk	72.4	77.0	71.0	86.8	69.7	72.3	86.8	69.7	79.9

01-September-2022 (Thursday)										
City	Location	18:00-19:00	19:00-20:00	20:00-21:00	21:00-22:00	22:00-23:00	23:00-24:00	Lmax	Lmin	Leq (A)
Kalyan	Shivaji Chowk	80.7	88.6	76.0	87.1	71.5	73.3	88.6	71.5	83.8
Kalyan	Ulhasnagar Station	74.8	76.3	72.6	83.0	76.2	86.4	86.4	72.6	81.1
Amaravati	Bhudhwara	63.00	64.40	66.10	65.40	64.50	60.80	66.10	60.80	64.30
Amaravati	Rajkamal Square	73.20	75.20	77.30	76.10	74.60	72.50	77.30	72.50	75.10
Amaravati	Irvin Hospital Square	66.10	66.40	68.20	65.40	63.40	60.50	67.90	60.50	65.50
Jalgaon	Subhash Chowk	82.8	85.5	79.19	71.1	65.44	56.7	85.5	65.4	73.5
Jalgaon	Shashtri Tower Chowk	74.76	76.67	77.68	75.19	66.84	59.99	77.68	59.99	71.8
Jalgaon	Shanipeth Police Station	57.36	58.54	58.22	57.61	57.69	58.51	58.54	57.36	58
Kolhapur	Rajaram Puri	70.1	85.0	84.4	68.4	64.7	53.8	85.00	53.80	80.07

01-September-2022 (Thursday)										
City	Location	18:00-19:00	19:00-20:00	20:00-21:00	21:00-22:00	22:00-23:00	23:00-24:00	Lmax	Lmin	Leq (A)
Kolhapur	Mahalaxmi Mandir	71.1	79.6	81.6	83.9	80.6	70.1	83.90	70.10	80.14
Kolhapur	Khas Baug Maidan	73.4	89.2	92.0	69.0	65.5	53.4	92.00	53.40	86.14
Sangli	Miraj Market	78.4	67.6	88.8	76.0	73.7	46.8	88.80	46.85	81.75
Sangli	Vishram Baug Chowk	63.4	79.3	87.7	84.2	67.3	55.2	87.68	55.18	81.97
Sangli	Gandhi Putala (Ganpati Peth)	66.5	87.6	89.2	79.4	66.4	54.9	89.21	54.85	84.00
Mira-Bhyander	Bhakti Vedant Hospital, Tenkar pada	76.2	79.1	78.9	72.5	77.3	71.4	79.1	71.4	76.8
Mira-Bhyander	Golden police Chowki	75.9	78.6	79.7	71.6	76.4	73.5	79.7	71.6	76.8
Mira-Bhyander	Shivaji Chak Kashi meera	81.0	81.5	87.1	80.4	80.1	75.6	87.1	75.6	82.4
Vasai-Virar	Range office, Satwali, Vasai East	82.9	87.6	86.5	85.7	75.7	69.7	87.6	69.7	84.3

01-September-2022 (Thursday)										
City	Location	18:00-19:00	19:00-20:00	20:00-21:00	21:00-22:00	22:00-23:00	23:00-24:00	Lmax	Lmin	Leq (A)
Vasai-Virar	Valiv phata, Vasai East	89.9	88.6	83.1	77.7	76.8	69.6	89.9	69.6	85.3
Vasai-Virar	N.B. Estate, Virar West	82.9	87.6	86.5	85.7	75.7	69.7	87.6	69.7	84.3
Ulhasnagar	Gaol Maidan	77.4	73.2	80.3	77.5	76.5	84.0	84.0	73.2	79.5
Ulhasnagar	Doodh Naka, sec-5	76.0	84.2	70.1	67.9	71.9	64.4	84.2	64.4	77.5
Ulhasnagar	CHM college	87.6	85.0	83.0	93.5	71.8	76.6	93.5	71.8	87.5
Bhiwandi-Nizampur	Dhamankar Naka	82.2	81.8	80.5	97.6	90.8	90.5	97.6	80.5	91.5
Bhiwandi-Nizampur	Indira Gandhi Memorial Hospital	78.9	80.9	83.1	80.7	82.2	74.1	83.1	74.1	80.8
Bhiwandi-Nizampur	Shelar Near Nadi naka	77.8	73.1	87.1	70.7	63.7	58.1	87.1	58.1	80.1
Chandrapur	Govt. Medical College & Hospital, Chandrapur	69.50	73.30	68.20	69.40	65.50	65.00	73.30	65.00	69.40

01-September-2022 (Thursday)										
City	Location	18:00-19:00	19:00-20:00	20:00-21:00	21:00-22:00	22:00-23:00	23:00-24:00	Lmax	Lmin	Leq (A)
Chandrapur	Gandhi Square, Municipal Corporation, Chandrapur	72.70	74.30	70.70	70.40	67.50	64.40	74.30	64.40	71.00
Chandrapur	Jatpura Gate	72.50	69.10	74.10	68.40	64.80	60.10	74.10	60.10	70.20
Nanded-Waghala	Ganesh Nagar, Municipal Corporation, Nanded	65.78	70.12	67.51	66.29	56.31	51.98	70.12	51.98	66.12
Nanded-Waghala	Shivaji Nagar	69.87	74.04	75.21	72.72	61.47	56.21	75.21	56.21	71.7
Nanded-Waghala	SGG Govt. Medical College & Hospital	72.71	73.47	72.10	69.25	53.75	45.44	73.47	45.44	70.4
Ahmednagar	Kotala Chowk	70.5	70.45	68.94	66.4	60.2	56.4	70.5	56.4	67.78
Ahmednagar	Chitale Road	70	69.73	68.7	66.2	64	56.6	70	56.6	67.52
Ahmednagar	Old Bus Stand	70	69.64	68.71	65.8	58.3	56.7	70	56.7	67.2
Dhule	Agrasen Chowk	69.7	69.54	66.81	63.3	57.7	55.7	69.7	55.7	66.41

01-September-2022 (Thursday)										
City	Location	18:00-19:00	19:00-20:00	20:00-21:00	21:00-22:00	22:00-23:00	23:00-24:00	Lmax	Lmin	Leq (A)
Dhule	Fulwala Chowk	70.1	70.62	69.47	67.6	60.2	55.3	70.6	55.3	67.9
Dhule	Santoshi Mata Chowk	69.5	70.35	69.62	66	59.6	53.5	70.3	53.5	67.53
Malegaon	Mosampur	70.3	69.45	69.58	67.6	64.7	57	70.3	57	68
Malegaon	Satana Naka	69.7	68.49	66.08	65.3	62.9	56.8	69.7	56.8	66.4
Malegaon	Malegaon Camp	70.5	69.35	69.31	67.4	63.7	56.2	70.5	56.2	67.84
Pimpri-Chinchwad	Chaphekar Chowk	73.7	77.0	79.5	75.5	68.2	62.0	79.54	62.03	75.38
Pimpri-Chinchwad	Shanti Nagar (Pimpri)	72.2	73.8	73.1	68.8	61.1	58.4	73.83	58.39	70.71
Pimpri-Chinchwad	Bosari Gaonthan	70.6	71.5	69.7	64.6	64.1	58.8	71.48	58.76	68.37
Parbhani	Shivaji Chowk, Parbhani	77.30	78.17	74.12	69.19	65.25	54.57	78.17	54.57	74.18

01-September-2022 (Thursday)										
City	Location	18:00-19:00	19:00-20:00	20:00-21:00	21:00-22:00	22:00-23:00	23:00-24:00	Lmax	Lmin	Leq (A)
Parbhani	Shivaji Maharaj Putala	71.81	73.96	72.80	71.83	67.56	60.34	73.96	60.34	71.31
Parbhani	Raigad Corner	67.11	72.01	69.00	66.05	61.86	56.03	72.01	56.03	67.65
Latur	Ganjgolai	74.12	73.54	71.68	70.34	65.97	61.04	74.12	61.04	71.21
Latur	Sham Nagar	70.01	70.33	67.90	65.25	65.17	55.47	70.33	55.47	67.53
Latur	Aadarsh Colony, AUSA Road	71.29	72.05	70.09	68.67	62.21	56.13	72.05	56.13	69.13
Akola	Collector Office	75.85	76.61	76.81	75.78	72.71	64.21	76.81	64.21	73.70
Akola	Civil line Chowk / Ratanlal plot	72.73	80.78	74.07	68.10	65.42	63.90	80.80	63.90	70.80
Akola	City Kotawali Chowk	82.96	82.14	80.30	75.11	70.68	67.48	83.00	67.48	76.40
Solapur	Balives	78.7	68.4	69.0	70.7	64.7	68.6	78.73	64.67	72.68

01-September-2022 (Thursday)										
City	Location	18:00-19:00	19:00-20:00	20:00-21:00	21:00-22:00	22:00-23:00	23:00-24:00	Lmax	Lmin	Leq (A)
Solapur	Ashok Chowk	64.0	63.4	68.1	67.5	65.7	63.9	68.12	63.39	65.84
Solapur	Hotgi and Vijapur road	66.2	60.6	59.7	68.7	67.8	64.3	68.70	59.68	65.73
Solapur	Saat Rastta Railway Station	77.9	69.4	69.6	68.8	64.6	68.5	77.93	64.57	72.10
Panvel	Kharghar	79.0	81.0	83.8	80.1	80.8	66.1	83.8	66.1	80.5
Panvel	Old Panvel-Panvel Corporation Building	78.4	79.8	72.9	69.8	72.6	66.1	79.8	66.1	75.6
Panvel	New Panvel- Khanda Colony	72.7	75.5	75.3	75.9	75.4	72.0	75.9	72.0	74.7

04-September-2022 (Sunday)										
City	Location	18:00-19:00	19:00-20:00	20:00-21:00	21:00-22:00	22:00-23:00	23:00-24:00	Lmax	Lmin	Leq (A)
Mumbai	Andheri - Azad Nagar, Sarvajanik Utsav	71.16	71.21	69.97	73.36	69.61	69.10	73.36	69.10	70.98
Mumbai	Bandra - Sarvajanik Ganeshutsav Mandal-	73.13	79.67	83.37	84.87	79.28	80.56	84.87	73.13	81.44
Mumbai	Bhandup - Jay Bajrang Mitra Mandal	75.06	77.12	72.25	64.00	65.67	61.12	77.12	61.12	72.55
Mumbai	Borivali - Manav Mitra Mandal	73.76	74.67	70.38	75.95	73.31	74.31	75.95	70.38	74.03
Mumbai	Byculla - Sarvajanik Ganeshutsav mandal	68.44	67.31	75.83	68.15	69.69	63.60	75.83	63.60	70.59
Mumbai	Chembur (East) - Near Ashish Talao	75.69	78.17	84.11	92.27	86.98	61.05	92.27	61.05	86.28
Mumbai	Chembur (West) - Sahyadri Krida Mandal	69.58	73.34	76.95	68.69	68.26	71.58	76.95	68.26	72.58
Mumbai	Chinchpokali (E) - Lalbaug Raja	88.70	86.70	74.89	78.10	77.03	80.45	88.70	74.89	83.88
Mumbai	Chinchpokali (W) - Parsiwadi Mitra Mandal	73.85	75.87	79.61	76.32	71.90	70.03	79.61	70.03	75.70
Mumbai	Dadar (East) - Khodadad Circle	84.04	83.68	86.16	89.05	85.78	89.93	89.93	83.68	87.09
Mumbai	Dadar (West) - Sai Ganesh Sadan, Senapati	72.54	74.86	77.60	80.54	70.48	69.92	80.54	69.92	76.03

04-September-2022 (Sunday)										
City	Location	18:00-19:00	19:00-20:00	20:00-21:00	21:00-22:00	22:00-23:00	23:00-24:00	Lmax	Lmin	Leq (A)
Mumbai	Elphinstone - Shiv Sai Sarvajanik Ganeshutsav Mandal	71.86	70.09	72.70	65.70	69.73	61.14	72.70	61.14	69.90
Mumbai	Ghatkopar (E) - Amar Mitra Mandal	72.71	79.19	79.23	82.85	71.88	76.15	82.85	71.88	78.60
Mumbai	Girgaon Chowpati - Sarvajanik Ganeshutsav Mandal	85.5	80.13	88.29	78.2	83.4	82.9	88.29	78.23	84.29
Mumbai	Grant Road (W) - Sarvjanik Ganeshutsav Mandal,	71.30	71.64	71.46	72.09	69.49	65.72	72.09	65.72	70.72
Mumbai	Juhu Chowpati - Om Kareshver Shiv Mandir (Trust)	74.62	73.67	72.40	81.92	69.73	70.22	81.92	69.73	76.11
Mumbai	Kandivali (East) - Thakur Village	76.04	73.16	89.43	86.19	66.79	71.26	89.43	66.79	83.59
Mumbai	Kandivali (W) - Balla Mitra Mandal, Kandivali (W)	71.07	79.38	69.67	81.49	71.31	80.60	81.49	69.67	77.99
Mumbai	Khar - Opp. Khar Police Station (W)	80.34	72.70	75.35	78.89	75.41	79.20	80.34	72.70	77.74
Mumbai	Mulund - Sargam Mitra Mandal	79.94	67.49	88.86	68.57	63.93	69.45	88.86	63.93	81.72
Mumbai	Mumbai Central - Belasis Road	72.46	75.95	74.89	74.45	72.48	67.48	75.95	67.48	73.65

04-September-2022 (Sunday)										
City	Location	18:00-19:00	19:00-20:00	20:00-21:00	21:00-22:00	22:00-23:00	23:00-24:00	Lmax	Lmin	Leq (A)
Mumbai	Parel (W) - Sarvajanik Ganeshutsav Mandal	71.38	69.80	69.90	71.12	69.29	66.87	71.38	66.87	69.95
Mumbai	Santacruz (East) - Milan Subway, Neet & Geet Society	85.48	80.13	88.29	78.23	83.38	82.90	88.29	78.23	84.29
Mumbai	Vikhroli (W) - Balmitra Kala Mandal	77.69	83.52	73.87	75.46	77.97	75.44	83.52	73.87	78.66
Mumbai	Wadala - Sarvajanik Ganeshutsav Mandal	73.66	78.33	77.95	75.05	77.11	80.57	80.57	73.66	77.67
Navi Mumbai	Airoli - Traffic Police Chowki	72.5	75.3	75.4	75.3	76.1	78.4	78.4	72.5	75.8
Navi Mumbai	CBD Belapur - Hotel Meenakshi, Sec-6	71.1	72.9	69.0	71.3	68.5	66.6	72.9	66.6	70.4
Navi Mumbai	Kopar Khairane - Sec-10	75.7	80.5	77.2	77.3	74.0	67.3	80.5	67.3	76.8
Navi Mumbai	Uran - Ganpati Chowk	75.9	79.2	75.9	75.2	67.8	67.4	79.2	67.4	75.4
Navi Mumbai	Vashi - Shivaji Chowk	81.7	77.2	80.9	84.0	90.4	76.1	90.4	76.1	84.6

04-September-2022 (Sunday)										
City	Location	18:00-19:00	19:00-20:00	20:00-21:00	21:00-22:00	22:00-23:00	23:00-24:00	Lmax	Lmin	Leq (A)
Thane	Gokhale Road-Malhar Cinema	83.1	82.5	83.2	76.1	78.7	77.6	83.2	76.1	81.0
Thane	Jambli Naka- Lake immersion Point	64.6	73.8	79.4	73.0	71.2	73.1	79.4	64.6	74.4
Thane	Main Road- Gaondevi Mandir, Naupada	74.0	70.7	66.6	64.3	67.5	67.2	74.0	64.3	69.6
Thane	Wagle Estate- Raila Devi Lake	72.8	76.9	78.3	77.9	66.8	76.8	78.3	66.8	76.2
Thane	Court Naka	75.9	79.2	75.9	75.2	67.8	67.0	79.2	67.0	75.3
Thane	Mental Hospital	61.3	67.6	75.8	68.2	61.2	53.5	75.8	53.5	69.5
Thane	Bedekar Hospital	68.2	65.9	70.4	69.1	66.5	61.7	70.4	61.7	67.7
Thane	Kalwa- Chatarpati Shivaji Maharaj Hospital	79.7	78.4	71.9	78.4	74.2	69.8	79.7	69.8	76.7
Pune	Shivaji Nagar (Sakhar Sankul)	81.5	82.9	83.6	72.1	62.0	57.0	83.59	57.01	79.87
Pune	Karve Road (Nul stop)	78.1	83.8	83.0	84.1	71.8	65.7	84.06	65.66	81.11
Pune	Swar Gate (Tilak Road)	80.3	79.5	77.6	77.2	71.9	66.3	80.32	66.26	77.36

04-September-2022 (Sunday)										
City	Location	18:00-19:00	19:00-20:00	20:00-21:00	21:00-22:00	22:00-23:00	23:00-24:00	Lmax	Lmin	Leq (A)
Pune	Satara Road (Balaji Nagar)	74.8	77.2	78.4	75.7	67.9	66.4	78.41	66.37	75.23
Pune	Shaniwar Peth (Shanivar Wada)	85.3	87.9	85.1	86.0	88.4	83.0	88.40	83.00	86.32
Pune	Yerawada (Near Gunjan Theatre)	72.5	74.0	81.2	77.2	73.1	73.6	81.22	72.47	76.55
Pune	Laxmi Road (Shagun Chowk)	73.4	70.5	70.8	70.9	70.4	71.4	73.40	70.45	71.38
Pune	Kothrud (Near Shivaji Putala)	72.3	82.6	84.1	80.7	76.9	74.4	84.12	72.26	80.37
Pune	Mahatma Phule Maidan	78.5	75.0	74.9	75.5	72.6	61.8	78.54	61.78	74.97
Pune	Sarus Baug (Mitra Mandal Chowk)	75.5	76.2	75.2	76.5	73.9	65.6	76.47	65.62	74.84
Pune	Hadapsar (Nera Bhaji Maidan)	75.8	77.3	78.4	76.2	69.2	66.4	78.38	66.43	75.52
Pune	Parvati	70.7	76.5	75.8	78.7	69.2	60.4	78.66	60.35	74.69
Pune	Koregaon Park	70.6	73.2	67.5	74.0	68.4	63.1	73.97	63.15	70.78
Pune	Khadaki (Near Bazar)	81.0	82.6	80.7	75.8	64.9	56.7	82.65	56.66	78.92
Pune	M G Road (Babajan Chowk)	74.9	73.1	76.5	73.8	65.4	63.6	76.53	63.63	73.23

04-September-2022 (Sunday)										
City	Location	18:00-19:00	19:00-20:00	20:00-21:00	21:00-22:00	22:00-23:00	23:00-24:00	Lmax	Lmin	Leq (A)
Pune	University Road Chowk	75.8	78.0	79.9	72.8	77.1	69.3	79.92	69.28	76.66
Pune	Aundh Parihar Chowk	70.4	74.6	73.9	66.3	62.7	56.2	74.60	56.24	70.74
Pune	VishrantWadi	74.3	78.1	74.5	75.1	68.7	62.1	78.09	62.14	74.28
Nashik	Nashik Road/ Ramkund	74.80	72.83	72.91	66.40	62.50	58.70	74.80	58.70	71.01
Nashik	Panchvati/ Near Ashok Stambh	73.20	73.48	72.72	66.50	60.50	57.10	73.50	57.10	70.55
Nashik	Civil Hospital / Near Gadge Maharaj Statue	72.90	72.83	71.89	68.50	59.70	57.00	72.90	57.00	70.20
Nashik	Trimurty Chowk / River Bank of Waldevi	73.50	72.89	70.07	68.00	61.90	58.30	73.50	58.30	70.01
Nashik	Satpur Bus Stand / CIDCO (Behind PF Off.)	73.10	72.70	69.29	66.70	65.40	62.50	73.10	62.50	69.83
Aurangabad	Gulmandi	67.40	70.64	68.93	65.70	62.70	60.10	70.64	60.08	67.20
Aurangabad	City Chowk	70.00	69.14	66.04	64.20	63.00	58.70	70.01	58.68	66.63

04-September-2022 (Sunday)										
City	Location	18:00-19:00	19:00-20:00	20:00-21:00	21:00-22:00	22:00-23:00	23:00-24:00	Lmax	Lmin	Leq (A)
Aurangabad	Kranti Chowk	70.40	73.33	71.70	70.00	67.90	63.20	73.33	63.19	70.36
Aurangabad	CIDCO Residential	65.40	62.95	58.63	52.40	49.70	44.10	65.42	44.14	60.33
Aurangabad	Usmanpura	63.60	67.65	66.99	62.10	59.90	53.10	67.65	53.07	64.23
Nagpur	Cotton Market (Jayshree Talkies) / (Gandhisagar Lake)	77.80	82.30	84.70	81.10	80.80	77.30	84.70	77.30	81.40
Nagpur	Ramdaspath (KRIMS Hospital) / (Sonegaon lake)	73.80	76.40	71.60	70.90	72.20	66.70	76.50	66.70	72.90
Nagpur	Reshimbag (Saraswati Vidyalaya) / (Sakkardara lake)	72.50	75.50	77.60	75.50	76.30	61.80	77.60	61.80	75.00
Nagpur	Gandhiputala (Taori TV Showroom) / (Naik lake)	70.70	72.70	72.40	73.50	72.30	72.90	73.50	70.70	72.50
Nagpur	Golibar Chauk / (Futala lake)	78.80	74.00	77.60	77.20	74.00	71.00	78.80	71.00	76.20
Kalyan	Khadakpada Chowk	82.2	80.2	79.1	79.3	82.0	73.5	82.2	73.5	80.1

04-September-2022 (Sunday)										
City	Location	18:00-19:00	19:00-20:00	20:00-21:00	21:00-22:00	22:00-23:00	23:00-24:00	Lmax	Lmin	Leq (A)
Kalyan	Shivaji Chowk	81.8	79.1	76.1	82.5	73.4	69.2	82.5	69.2	79.1
Kalyan	Ulhasnagar Station	83.7	87.1	87.0	86.6	80.4	76.0	87.1	76.0	84.9
Amaravati	Bhudhwara	63.80	65.40	67.10	65.10	62.70	59.40	67.10	59.40	64.50
Amaravati	Rajkamal Square	72.40	74.60	76.30	75.50	73.90	71.40	76.30	71.40	74.30
Amaravati	Irvin Hospital Square	64.50	68.40	67.80	65.20	63.40	61.10	68.40	61.10	65.80
Jalgaon	Subhash Chowk	77.20	77.85	71.68	71.90	82.25	55.28	82.25	55.28	72.69
Jalgaon	Shashtri Tower Chowk	72.20	75.18	72.85	72.77	65.70	64.46	75.18	65.70	70.52
Jalgaon	Shanipeth Police Station	52.11	53.35	52.98	54.39	53.09	52.20	54.39	52.20	53.02
Kolhapur	Rajaram Puri	71.8	87.5	81.8	69.6	60.3	51.6	87.54	51.62	80.94

04-September-2022 (Sunday)										
City	Location	18:00-19:00	19:00-20:00	20:00-21:00	21:00-22:00	22:00-23:00	23:00-24:00	Lmax	Lmin	Leq (A)
Kolhapur	Mahalaxmi Mandir	76.8	88.2	90.0	59.4	58.5	52.6	90.00	52.61	84.53
Kolhapur	Khas Baug Maidan	76.0	82.8	84.1	73.7	58.5	52.2	84.12	52.20	79.32
Sangli	Miraj Market	86.6	88.7	84.8	76.9	66.2	58.9	88.69	58.91	84.12
Sangli	Vishram Baug Chowk	83.2	86.2	79.2	73.7	62.1	54.6	86.20	54.56	80.87
Sangli	Gandhi Putala (Ganpati Peth)	76.8	89.0	87.8	76.1	72.5	62.5	89.03	62.47	84.01
Mira-Bhyander	Bhakti Vedant Hospital, Tenkar pada	74.3	78.2	77.7	76.3	78.3	68.5	78.3	68.5	76.5
Mira-Bhyander	Golden police Chowki	73.9	77.0	79.6	76.3	72.8	66.7	79.6	66.7	75.9
Mira-Bhyander	Shivaji Chak Kashi meera	80.1	81.0	83.2	78.9	83.4	72.4	83.4	72.4	81.0
Vasai-Virar	Range office, Satwali, Vasai East	80.2	85.2	92.9	89.1	92.0	75.3	92.9	75.3	89.0

04-September-2022 (Sunday)										
City	Location	18:00-19:00	19:00-20:00	20:00-21:00	21:00-22:00	22:00-23:00	23:00-24:00	Lmax	Lmin	Leq (A)
Vasai-Virar	Valiv phata, Vasai East	74.8	81.6	89.0	87.3	92.6	70.5	92.6	70.5	87.4
Vasai-Virar	N.B. Estate, Virar West	84.7	86.2	85.3	86.2	84.4	83.3	86.2	83.3	85.1
Ulhasnagar	Gaol Maidan	84.3	75.2	76.3	84.4	91.2	80.1	91.2	75.2	85.3
Ulhasnagar	Doodh Naka, sec-5	73.5	83.5	95.0	72.4	72.3	71.3	95.0	71.3	87.6
Ulhasnagar	CHM college	97.5	78.9	94.2	84.9	88.6	82.1	97.5	78.9	92.0
Bhiwandi-Nizampur	Dhamankar Naka	80.0	79.7	78.8	79.0	79.0	78.2	80.0	78.2	79.1
Bhiwandi-Nizampur	Indira Gandhi Memorial Hospital	80.6	80.1	82.8	80.6	81.6	74.0	82.8	74.0	80.6
Bhiwandi-Nizampur	Shelar Near Nadi naka	77.6	70.3	76.4	74.7	75.1	73.2	77.6	70.3	75.1
Chandrapur	Govt. Medical College & Hospital, Chandrapur	66.80	68.30	69.80	70.90	67.20	62.00	70.90	62.00	68.20

04-September-2022 (Sunday)										
City	Location	18:00-19:00	19:00-20:00	20:00-21:00	21:00-22:00	22:00-23:00	23:00-24:00	Lmax	Lmin	Leq (A)
Chandrapur	Gandhi Square, Municipal Corporation	72.00	77.30	77.60	80.30	71.90	68.00	80.30	68.00	76.30
Chandrapur	Jatpura Gate	67.70	70.30	71.10	69.80	78.70	65.80	78.70	65.80	72.90
Nanded-Waghala	Ganesh Nagar, Municipal Corporation, Nanded	66.10	67.03	64.98	62.90	56.80	47.10	67.03	47.13	63.89
Nanded-Waghala	Shivaji Nagar	70.10	72.01	68.35	67.80	62.40	57.70	72.01	57.74	67.40
Nanded-Waghala	SGG Govt. Medical College & Hospital	72.80	72.93	70.73	68.50	66.20	60.90	72.93	60.92	70.20
Ahmednagar	Kotala Chowk	72.90	72.60	73.50	68.60	64.50	58.50	73.50	58.50	70.72
Ahmednagar	Chitale Road	72.80	72.77	71.69	69.90	69.30	58.20	72.80	58.20	70.78
Ahmednagar	Old Bus Stand	73.70	73.23	70.88	69.70	64.90	57.10	73.70	57.10	70.64
Dhule	Agrasen Chowk	73.20	70.11	69.74	64.10	62.30	57.20	73.20	57.20	68.78

04-September-2022 (Sunday)										
City	Location	18:00-19:00	19:00-20:00	20:00-21:00	21:00-22:00	22:00-23:00	23:00-24:00	Lmax	Lmin	Leq (A)
Dhule	Fulwala Chowk	72.50	73.28	72.28	69.20	65.80	58.40	73.30	58.40	70.59
Dhule	Santoshi Mata Chowk	72.70	73.42	69.84	68.10	65.10	56.80	73.40	56.80	70.02
Malegaon	Mosampur	72.70	73.35	73.25	68.10	64.40	59.20	73.30	59.20	70.75
Malegaon	Satana Naka	72.40	71.88	69.02	67.10	62.20	58.20	72.40	58.20	69.05
Malegaon	Malegaon Camp	73.60	72.07	72.79	72.80	66.10	59.20	73.60	59.20	71.35
Pimpri-Chinchwad	Chaphekar Chowk, Chinchwad Gaon	76.7	76.4	78.8	77.9	69.1	65.5	78.78	65.46	76.00
Pimpri-Chinchwad	Shanti Nagar (Pimpri)	71.1	72.8	70.7	68.2	61.7	59.0	72.76	59.00	69.41
Pimpri-Chinchwad	Bosari Gaonthan	69.6	70.4	69.1	63.0	66.0	59.8	70.36	59.83	67.66
Parbhani	Shivaji Chowk, Parbhani	72.40	71.94	70.24	67.60	63.10	56.40	72.42	56.35	69.36

04-September-2022 (Sunday)										
City	Location	18:00-19:00	19:00-20:00	20:00-21:00	21:00-22:00	22:00-23:00	23:00-24:00	Lmax	Lmin	Leq (A)
Parbhani	Shivaji Maharaj Putala, (near S.P. Office)	72.40	71.89	69.71	67.80	64.90	61.70	72.42	61.74	69.45
Parbhani	Raigad Corner, Jintur Road	67.60	65.28	62.11	55.20	51.40	46.20	67.57	46.18	62.72
Latur	Ganjgolai	73.10	71.70	68.84	65.60	63.60	59.40	73.14	59.37	69.19
Latur	Sham Nagar	70.40	68.25	65.73	62.50	61.20	54.70	70.40	54.75	66.16
Latur	Aadarsh Colony, Ausa Road	72.10	72.09	70.25	66.70	64.30	59.70	72.09	59.71	69.30
Akola	Collector Office	72.07	73.80	72.95	73.77	70.75	67.95	73.80	67.95	71.88
Akola	Civil line Chowk / Ratanlal plot	80.79	76.94	77.14	75.77	72.83	69.45	80.79	69.45	75.45
Akola	City Kotawali Chowk near police station	78.63	78.02	76.73	75.80	74.08	67.76	78.63	67.76	75.17
Solapur	Balives	85.4	64.3	68.8	79.0	68.4	76.1	85.35	64.30	79.03

04-September-2022 (Sunday)										
City	Location	18:00-19:00	19:00-20:00	20:00-21:00	21:00-22:00	22:00-23:00	23:00-24:00	Lmax	Lmin	Leq (A)
Solapur	Ashok Chowk	65.8	66.3	67.2	70.9	60.5	65.6	70.86	60.52	67.03
Solapur	Hotgi and Vijapur road	70.6	64.4	67.6	78.8	67.5	62.8	78.77	62.78	72.34
Solapur	Saat Rastta Railway Station	70.7	67.8	62.4	63.9	63.2	65.1	70.69	62.41	66.58
Panvel	Kharghar	81.6	82.1	84.9	82.2	81.3	75.6	84.9	75.6	82.0
Panvel	Old Panvel-Panvel Corporation Building	71.8	65.2	70.4	72.5	64.8	67.0	72.5	64.8	69.6
Panvel	New Panvel- Khanda Colony	74.5	75.3	75.9	75.4	76.0	74.7	76.0	74.5	75.3

06-September-2022 (Tuesday)										
City	Location	18:00-19:00	19:00-20:00	20:00-21:00	21:00-22:00	22:00-23:00	23:00-24:00	Lmax	Lmin	Leq (A)
Mumbai	Andheri - Azad Nagar, Sarvajanik Utsav	68.09	71.41	69.68	76.81	77.51	67.63	77.51	67.63	73.67
Mumbai	Bandra - Sarvajanik Ganeshutsav Mandal-	75.20	71.93	79.80	82.48	80.41	73.51	82.48	71.93	78.78
Mumbai	Bhandup - Jay Bajrang Mitra Mandal	54.52	61.96	75.51	74.81	76.42	66.61	76.42	54.52	72.87
Mumbai	Borivali - Manav Mitra Mandal	77.47	77.66	79.00	77.60	81.44	76.68	81.44	76.68	78.62
Mumbai	Byculla - Sarvajanik Ganeshutsav mandal	83.41	79.12	76.15	71.73	75.24	68.29	83.41	68.29	78.21
Mumbai	Chembur (East) - Near Ashish Talao	86.95	83.52	91.56	87.40	93.94	94.07	94.07	83.52	91.10
Mumbai	Chembur (West) - Sahyadri Krida Mandal	67.73	69.05	74.76	69.46	69.40	65.83	74.76	65.83	70.36
Mumbai	Chinchpokali (E) - Lalbaug Raja	81.90	75.17	73.40	82.32	71.14	72.49	82.32	71.14	78.36
Mumbai	Chinchpokali (W) - Parsiwadi Mitra Mandal	75.18	73.67	72.41	80.66	71.64	70.27	80.66	70.27	75.55
Mumbai	Dadar (East) - Khodadad Circle	87.36	94.11	85.75	82.94	87.97	81.36	94.11	81.36	88.71
Mumbai	Dadar (West) - Sai Ganesh Sadan, Senapati	74.36	74.97	76.85	78.67	73.60	69.83	78.67	69.83	75.51

06-September-2022 (Tuesday)										
City	Location	18:00-19:00	19:00-20:00	20:00-21:00	21:00-22:00	22:00-23:00	23:00-24:00	Lmax	Lmin	Leq (A)
Mumbai	Elphinstone - Shiv Sai Sarvajanik Ganeshutsav Mandal	72.66	73.61	75.52	72.83	66.69	61.54	75.52	61.54	72.32
Mumbai	Ghatkopar (E) - Amar Mitra Mandal	77.02	76.05	77.12	75.74	75.10	77.94	77.94	75.10	76.60
Mumbai	Girgaon Chowpati - Sarvajanik Ganeshutsav Mandal	71.68	72.25	73.58	88.33	85.60	62.70	88.33	62.70	82.63
Mumbai	Grant Road (W) - Sarvjanik Ganeshutsav Mandal,	70.19	73.59	73.03	72.23	68.70	65.60	73.59	65.60	71.31
Mumbai	Juhu Chowpati - Om Kareshver Shiv Mandir (Trust)	71.00	72.50	76.34	81.17	67.32	65.04	81.17	65.04	75.50
Mumbai	Kandivali (East) - Thakur Village	82.41	80.10	82.07	82.17	81.31	82.32	82.41	80.10	81.80
Mumbai	Kandivali (W) - Balla Mitra Mandal, Kandivali (W)	68.49	68.67	76.68	69.17	63.31	62.10	76.68	62.10	70.85
Mumbai	Khar - Opp. Khar Police Station (W)	80.09	80.69	79.84	92.44	66.95	86.24	92.44	66.95	86.19
Mumbai	Mulund - Sargam Mitra Mandal	74.39	67.87	78.10	78.51	66.95	70.07	78.51	66.95	74.87
Mumbai	Mumbai Central - Belasis Road	73.50	72.46	72.19	73.70	69.66	68.22	73.70	68.22	72.04

06-September-2022 (Tuesday)										
City	Location	18:00-19:00	19:00-20:00	20:00-21:00	21:00-22:00	22:00-23:00	23:00-24:00	Lmax	Lmin	Leq (A)
Mumbai	Parel (W) - Sarvajanik Ganeshutsav Mandal	62.28	88.99	87.26	78.80	89.78	52.36	89.78	52.36	85.93
Mumbai	Santacruz (East) - Milan Subway, Neet & Geet Society	78.49	79.81	80.61	86.87	75.37	73.68	86.87	73.68	81.39
Mumbai	Vikhroli (W) - Balmitra Kala Mandal	77.07	77.77	78.71	76.68	84.06	78.23	84.06	76.68	79.64
Mumbai	Wadala - Sarvajanik Ganeshutsav Mandal	73.39	75.96	76.34	74.44	76.05	74.15	76.34	73.39	75.19
Navi Mumbai	Airoli - Traffic Police Chowki	79.0	78.2	78.5	80.0	74.8	74.8	80.0	74.8	78.0
Navi Mumbai	CBD Belapur - Hotel Meenakshi, Sec-6	65.8	67.6	68.7	66.8	67.6	63.9	68.7	63.9	67.0
Navi Mumbai	Kopar Khairane - Sec-10	75.9	81.1	75.9	76.7	73.6	68.6	81.1	68.6	76.7
Navi Mumbai	Uran - Ganpati Chowk	75.4	84.2	77.8	77.1	76.9	75.4	84.2	75.4	79.1
Navi Mumbai	Vashi - Shivaji Chowk	72.4	75.3	85.7	84.6	82.1	76.7	85.7	72.4	81.9

06-September-2022 (Tuesday)										
City	Location	18:00-19:00	19:00-20:00	20:00-21:00	21:00-22:00	22:00-23:00	23:00-24:00	Lmax	Lmin	Leq (A)
Thane	Gokhale Road-Malhar Cinema	78.8	81.4	83.0	79.8	79.7	77.6	83.0	77.6	80.4
Thane	Jambli Naka- Lake immersion Point	72.3	73.0	78.7	83.1	72.9	67.8	83.1	67.8	77.5
Thane	Main Road- Gaondevi Mandir, Naupada	69.7	76.0	69.6	64.6	65.3	62.8	76.0	62.8	70.5
Thane	Wagle Estate- Raila Devi Lake	63.5	67.2	74.1	71.9	65.0	55.8	74.1	55.8	69.4
Thane	Court Naka	73.0	74.0	76.9	72.5	76.2	63.1	76.9	63.1	74.2
Thane	Mental Hospital	75.2	72.5	72.5	72.1	59.7	57.0	75.2	57.0	71.6
Thane	Bedekar Hospital	70.2	69.5	67.2	80.2	64.3	67.4	80.2	64.3	73.6
Thane	Kalwa- Chatarpati Shivaji Maharaj Hospital	74.8	84.2	77.9	77.0	77.0	75.4	84.2	74.8	79.1
Pune	Shivaji Nagar (Sakhar Sankul)	71.7	77.1	80.0	78.3	71.3	60.5	79.95	60.54	76.14
Pune	Karve Road (Nul stop)	82.8	83.0	79.9	78.1	82.2	67.7	83.05	67.73	80.82
Pune	Swar Gate (Tilak Road)	80.9	79.4	78.1	76.8	75.8	70.0	80.91	69.96	77.92

06-September-2022 (Tuesday)										
City	Location	18:00-19:00	19:00-20:00	20:00-21:00	21:00-22:00	22:00-23:00	23:00-24:00	Lmax	Lmin	Leq (A)
Pune	Satara Road (Balaji Nagar)	81.5	82.0	83.0	80.8	80.0	75.0	83.05	74.97	80.99
Pune	Shaniwar Peth (Shanivar Wada)	84.2	87.6	81.7	86.8	87.6	73.2	87.60	73.19	85.36
Pune	Yerawada (Near Gunjan Theatre)	79.8	84.8	80.3	80.8	71.4	69.2	84.76	69.21	80.33
Pune	Laxmi Road (Shagun Chowk)	85.9	83.4	86.3	79.5	76.6	73.0	86.32	73.02	82.99
Pune	Kothrud (Near Shivaji Putala)	71.5	74.0	85.2	77.1	83.0	74.3	85.15	71.48	80.31
Pune	Mahatma Phule Maidan	81.2	79.9	77.7	77.0	83.8	71.3	83.83	71.31	79.97
Pune	Sarus Baug (Mitra Mandal Chowk)	78.8	78.0	78.9	77.6	76.1	69.2	78.86	69.21	77.29
Pune	Hadapsar (Nera Bhaji Maidan)	72.8	75.1	78.5	76.9	74.0	66.6	78.45	66.64	75.23
Pune	Parvati	75.3	82.1	76.6	76.7	63.2	64.6	82.08	63.18	76.88
Pune	Koregaon Park	70.0	73.1	68.3	69.8	60.4	67.0	73.06	60.38	69.43
Pune	Khadaki (Near Bazar)	72.1	77.9	77.7	77.6	74.5	62.8	77.88	62.84	75.74
Pune	M G Road (Babajan Chowk)	71.5	73.4	80.1	77.0	74.7	65.7	80.08	65.67	75.66

06-September-2022 (Tuesday)										
City	Location	18:00-19:00	19:00-20:00	20:00-21:00	21:00-22:00	22:00-23:00	23:00-24:00	Lmax	Lmin	Leq (A)
Pune	University Road Chowk	75.0	80.2	79.0	76.8	73.4	68.2	80.22	68.18	76.88
Pune	Aundh Parihar Chowk	72.1	77.5	76.9	72.9	72.1	61.1	77.49	61.15	74.23
Pune	VishrantWadi	78.7	83.0	88.0	78.7	69.3	66.5	88.05	66.54	82.21
Nashik	Nashik Road/ Ramkund	72.5	71.47	71.1	67.3	62.2	59.6	72.5	59.6	69.43
Nashik	Panchvati/ Near Ashok Stambh	70.9	70.09	70.77	66.7	59.1	55.5	70.9	55.5	68.28
Nashik	Civil Hospital / Near Gadge Maharaj Statue	71.2	72.03	69.02	66.3	61	56.8	72	56.8	68.57
Nashik	Trimurty Chowk / River Bank of Waldevi	70.7	71.72	71.04	67.5	59.5	56.2	71.7	56.2	68.88
Nashik	Satpur Bus Stand / CIDCO (Behind PF Off.)	71.8	71.25	70.45	68.8	84.1	58.9	71.8	58.9	69.24
Aurangabad	Gulmandi	69.7	71.16	69.67	68.9	66.8	62	71.16	62.03	68.82
Aurangabad	City Chowk	69.4	71.22	69.16	67.7	65.2	61.4	71.22	61.39	68.34

06-September-2022 (Tuesday)										
City	Location	18:00-19:00	19:00-20:00	20:00-21:00	21:00-22:00	22:00-23:00	23:00-24:00	Lmax	Lmin	Leq (A)
Aurangabad	Kranti Chowk	72.6	72.34	70.35	68.8	67	62.2	72.57	62.21	70.02
Aurangabad	CIDCO Residential	64.6	61.98	58.46	51.8	49.2	42.4	64.61	42.37	59.56
Aurangabad	Usmanpura	66.3	68.84	65.27	62.3	59	52.1	68.84	52.1	64.76
Nagpur	Cotton Market (Jayshree Talkies) / (Gandhisagar Lake)	83.4	81.9	81.2	80.3	71.7	68.1	83.4	68.1	80.2
Nagpur	Ramdaspath (KRIMS Hospital) / (Sonegaon lake)	75.4	71.9	74.4	68.6	69.1	68.5	75.4	68.5	72.2
Nagpur	Reshimbag (Saraswati Vidyalaya) / (Sakkardara lake)	68.6	77.8	75.4	77.9	77.3	72	77.9	68.6	75.9
Nagpur	Gandhiputala (Taori TV Showroom) / (Naik lake)	72.5	73.3	75.2	76	73.1	73.1	76	72.5	74
Nagpur	Golibar Chauk / (Futala lake)	75	76.6	81.3	79.3	72.5	71.4	81.3	71.4	77.4
Kalyan	Khadakpada Chowk	82.4	86.1	88.0	73.4	75.1	77.6	88.0	73.4	83.4

06-September-2022 (Tuesday)										
City	Location	18:00-19:00	19:00-20:00	20:00-21:00	21:00-22:00	22:00-23:00	23:00-24:00	Lmax	Lmin	Leq (A)
Kalyan	Shivaji Chowk	82.5	82.5	82.3	76.7	82.7	70.1	82.7	70.1	81.1
Kalyan	Ulhasnagar Station	87.6	78.8	73.8	81.8	85.1	77.3	87.6	73.8	83.0
Amaravati	Bhudhwara	63.3	64.1	66.8	64	62.1	59	66.7	59	63.8
Amaravati	Rajkamal Square	74.4	75.1	77.3	78.5	75.8	72.4	78.5	72.4	76
Amaravati	Irvin Hospital Square	64.3	66.8	67.8	66.2	64.4	62.2	67.8	62.2	65.5
Jalgaon	Subhash Chowk	73.84	78.28	81.03	75.33	67.17	57.28	81.03	57.28	72.15
Jalgaon	Shashtri Tower Chowk	76.44	76.03	78.42	75.31	66.38	65.26	78.42	65.26	72.97
Jalgaon	Shanipeth Police Station	60.29	60.31	60.15	58.83	58.65	58.39	60.31	58.39	59.83
Kolhapur	Rajaram Puri	87.1	84.7	82.7	74.3	64.8	56.1	87.11	56.06	82.32

06-September-2022 (Tuesday)										
City	Location	18:00-19:00	19:00-20:00	20:00-21:00	21:00-22:00	22:00-23:00	23:00-24:00	Lmax	Lmin	Leq (A)
Kolhapur	Mahalaxmi Mandir	72.8	83.2	82.2	80.4	76.6	72.5	83.22	72.52	79.77
Kolhapur	Khas Baug Maidan	80.6	88.0	87.5	77.3	79.0	56.4	87.96	56.40	83.79
Sangli	Miraj Market	97.6	98.4	100.4	92.7	97.9	74.3	100.44	74.29	97.23
Sangli	Vishram Baug Chowk	79.0	86.2	83.1	70.9	67.2	54.2	86.24	54.24	80.80
Sangli	Gandhi Putala (Ganpati Peth)	85.9	83.4	77.4	91.2	70.1	65.9	91.15	65.94	85.19
Mira-Bhyander	Bhakti Vedant Hospital, Tenkar pada	81.7	82.6	79.0	77.6	77.6	68.6	82.6	68.6	79.5
Mira-Bhyander	Golden police Chowki	80.6	79.9	80.6	74.9	74.9	71.8	80.6	71.8	78.3
Mira-Bhyander	Shivaji Chak Kashi meera	84.3	86.5	81.3	80.6	80.2	76.7	86.5	76.7	82.7
Vasai-Virar	Range office, Satwali, Vasai East	75.5	79.2	84.4	83.7	81.4	81.6	84.4	75.5	81.8

06-September-2022 (Tuesday)										
City	Location	18:00-19:00	19:00-20:00	20:00-21:00	21:00-22:00	22:00-23:00	23:00-24:00	Lmax	Lmin	Leq (A)
Vasai-Virar	Valiv phata, Vasai East	75.2	93.3	83.0	83.6	77.9	78.3	93.3	75.2	86.6
Vasai-Virar	N.B. Estate, Virar West	84.0	82.9	83.1	82.5	82.7	80.5	84.0	80.5	82.7
Ulhasnagar	Gaol Maidan	77.2	75.7	77.1	88.2	76.9	78.4	88.2	75.7	81.9
Ulhasnagar	Doodh Naka, sec-5	70.3	78.4	75.0	79.0	62.8	73.3	79.0	62.8	75.5
Ulhasnagar	CHM college	99.4	80.2	86.9	85.9	90.6	81.5	99.4	80.2	92.6
Bhiwandi-Nizampur	Dhamankar Naka	81.1	78.8	88.7	81.0	84.3	78.0	88.7	78.0	83.7
Bhiwandi-Nizampur	Indira Gandhi Memorial Hospital	77.7	84.5	82.2	82.8	79.4	80.9	84.5	77.7	81.8
Bhiwandi-Nizampur	Shelar Near Nadi naka	71.9	72.8	71.5	71.1	71.6	73.5	73.5	71.1	72.1
Chandrapur	Govt. Medical College & Hospital	69.4	68.4	69.7	70.3	68.1	64.4	70.3	64.4	68.7

06-September-2022 (Tuesday)										
City	Location	18:00-19:00	19:00-20:00	20:00-21:00	21:00-22:00	22:00-23:00	23:00-24:00	Lmax	Lmin	Leq (A)
Chandrapur	Gandhi Square, Municipal Corporation	78.2	79.2	78.8	79.5	70.2	69.6	79.5	69.6	77.4
Chandrapur	Jatpura Gate	77.4	85.8	75.2	78.3	68.6	65.6	85.8	65.6	79.6
Nanded-Waghala	Ganesh Nagar, Municipal Corporation, Nanded	70.1	68.87	66.46	63.9	60.9	52.8	70.09	52.77	66.4
Nanded-Waghala	Shivaji Nagar	72.7	71.91	71.71	69.1	65.7	62.8	72.74	62.81	70.2
Nanded-Waghala	SGG Govt. Medical College & Hospital	72.9	72.85	70.88	69	65	60.8	72.93	60.81	70.24
Ahmednagar	Kotala Chowk	71.2	72.39	71.39	68.6	64.8	57.1	72.4	57.1	69.64
Ahmednagar	Chitale Road	71.2	72.93	72.83	91	66.6	58.5	72.9	58.5	70.5
Ahmednagar	Old Bus Stand	72.4	72.91	69.56	68.1	60.8	58.3	72.9	58.3	69.58
Dhule	Agrasen Chowk	71.7	72.14	70.16	64.4	62.9	57	72.1	57	68.92

06-September-2022 (Tuesday)										
City	Location	18:00-19:00	19:00-20:00	20:00-21:00	21:00-22:00	22:00-23:00	23:00-24:00	Lmax	Lmin	Leq (A)
Dhule	Fulwala Chowk	71.8	72.84	69.29	68.2	64.4	56.3	72.8	56.3	69.44
Dhule	Santoshi Mata Chowk	71.8	72.36	71.18	67.1	62.9	56.9	72.4	56.9	69.47
Malegaon	Mosampur	71.8	72.27	71.54	67.2	64.8	57.1	72.3	57.1	69.61
Malegaon	Satana Naka	70	69.98	71.21	66.8	62.4	56.8	71.2	56.8	68.25
Malegaon	Malegaon Camp	72	69.26	70.66	69.4	63.9	56.3	72	56.3	68.97
Pimpri-Chinchwad	Chaphekar Chowk, Chinchwad Gaon	83.2	105.6	83.0	73.4	102.3	73.3	105.64	73.34	99.54
Pimpri-Chinchwad	Shanti Nagar (Pimpri)	74.5	79.9	77.3	82.7	79.0	61.7	82.69	61.71	78.72
Pimpri-Chinchwad	Bosari Gaonthan	67.0	68.5	72.4	75.5	66.0	62.2	75.50	62.25	70.72
Parbhani	Shivaji Chowk, Parbhani	71.7	72.12	70.89	68.7	64.8	57.9	72.12	57.9	69.58

06-September-2022 (Tuesday)										
City	Location	18:00-19:00	19:00-20:00	20:00-21:00	21:00-22:00	22:00-23:00	23:00-24:00	Lmax	Lmin	Leq (A)
Parbhani	Shivaji Maharaj Putala, (near S.P. Office)	72	72.33	70.42	68.3	66.3	58.8	72.33	58.81	69.68
Parbhani	Raigad Corner, Jintur Road	66.5	66.9	63.29	61.3	56.7	44.9	66.9	44.9	63.49
Latur	Ganjgolai	73.1	71.48	70	68.8	66.5	63.5	73.05	63.48	69.89
Latur	Sham Nagar	69.7	69.14	65.06	61.7	56.9	49.6	69.7	49.64	65.8
Latur	Aadarsh Colony, Ausa Road	70.7	71.48	69.25	65.2	61.9	52.4	71.48	52.38	68.14
Akola	Collector Office	74.1	84.6	66.1	86.5	66	71.2	86.5	66	74.75
Akola	Civil line Chowk / Ratanlal plot	81.3	71.03	66.3	72.6	67.39	61.71	81.3	61.71	70.05
Akola	City Kotawali Chowk near police station	67.5	79.5	80.9	81.3	67.8	68.1	81.3	67.5	74.18
Solapur	Balives	85.2	80.7	80.9	76.2	69.3	79.0	85.15	69.26	80.65

06-September-2022 (Tuesday)										
City	Location	18:00-19:00	19:00-20:00	20:00-21:00	21:00-22:00	22:00-23:00	23:00-24:00	Lmax	Lmin	Leq (A)
Solapur	Ashok Chowk	78.7	65.0	70.6	68.1	64.7	68.8	78.74	64.67	72.48
Solapur	Hotgi and Vijapur road	66.1	69.2	68.9	69.6	60.6	64.5	69.63	60.62	67.46
Solapur	Saat Rastta Railway Station	59.7	56.7	63.7	65.2	65.8	64.3	65.84	56.68	63.53
Panvel	Kharghar	82.0	81.8	85.2	82.9	82.9	73.3	85.2	73.3	82.4
Panvel	Old Panvel-Panvel Corporation Building	71.4	73.0	72.6	69.7	66.0	62.3	73.0	62.3	70.5
Panvel	New Panvel- Khanda Colony	75.1	76.5	75.6	76.8	74.7	74.2	76.8	74.2	75.6

09-September-2022 (Friday)										
City	Location	18:00-19:00	19:00-20:00	20:00-21:00	21:00-22:00	22:00-23:00	23:00-24:00	Lmax	Lmin	Leq (A)
Mumbai	Andheri - Azad Nagar, Sarvajanik Utsav	66.73	75.85	75.58	76.82	74.68	74.82	76.82	66.73	74.94
Mumbai	Bandra - Sarvajanik Ganeshutsav Mandal-	81.45	79.86	81.81	81.59	82.47	78.78	82.47	78.78	81.16
Mumbai	Bhandup - Jay Bajrang Mitra Mandal	83.83	87.35	71.62	65.40	72.62	57.28	87.35	57.28	81.37
Mumbai	Borivali - Manav Mitra Mandal	78.74	81.89	78.11	74.38	80.41	75.88	81.89	74.38	78.94
Mumbai	Byculla - Sarvajanik Ganeshutsav mandal	81.75	89.69	88.56	84.15	84.84	83.93	89.69	81.75	86.39
Mumbai	Chembur (East) - Near Ashish Talao	90.00	85.45	91.44	93.08	98.11	95.57	98.11	85.45	93.94
Mumbai	Chembur (West) - Sahyadri Krida Mandal	85.49	77.42	78.91	80.27	81.62	89.61	89.61	77.42	84.40
Mumbai	Chinchpokali (E) - Lalbaug Raja	93.70	99.85	86.68	100.56	92.23	83.95	100.56	83.95	96.33
Mumbai	Chinchpokali (W) - Parsiwadi Mitra Mandal	83.05	81.26	84.15	84.06	79.56	69.50	84.15	69.50	81.99
Mumbai	Dadar (East) - Khodadad Circle	88.28	98.27	87.94	90.41	91.63	97.15	98.27	87.94	94.19
Mumbai	Dadar (West) - Sai Ganesh Sadan, Senapati	81.18	83.60	80.27	82.22	79.75	78.29	83.60	78.29	81.22

09-September-2022 (Friday)										
City	Location	18:00-19:00	19:00-20:00	20:00-21:00	21:00-22:00	22:00-23:00	23:00-24:00	Lmax	Lmin	Leq (A)
Mumbai	Elphinstone - Shiv Sai Sarvajanik Ganeshutsav Mandal	80.74	84.97	87.42	80.05	66.28	61.40	87.42	61.40	82.60
Mumbai	Ghatkopar (E) - Amar Mitra Mandal	75.90	78.31	74.44	76.45	82.33	77.53	82.33	74.44	78.30
Mumbai	Girgaon Chowpati - Sarvajanik Ganeshutsav Mandal	75.99	88.85	78.61	87.52	86.76	90.06	90.06	75.99	86.89
Mumbai	Grant Road (W) - Sarvjanik Ganeshutsav Mandal,	75.35	73.59	74.30	72.23	68.70	65.60	75.35	65.60	72.70
Mumbai	Juhu Chowpati - Om Kareshver Shiv Mandir (Trust)	80.26	80.40	82.85	83.28	80.76	74.25	83.28	74.25	81.07
Mumbai	Kandivali (East) - Thakur Village	84.47	81.80	80.34	79.03	80.56	66.41	84.47	66.41	80.90
Mumbai	Kandivali (W) - Balla Mitra Mandal, Kandivali (W)	68.34	67.57	74.64	71.36	71.05	68.57	74.64	67.57	70.99
Mumbai	Khar - Opp. Khar Police Station (W)	88.96	85.57	80.42	79.03	80.25	75.69	88.96	75.69	83.92
Mumbai	Mulund - Sargam Mitra Mandal	102.76	74.30	87.40	88.78	84.86	70.06	102.76	70.06	95.34
Mumbai	Mumbai Central - Belasis Road	79.37	81.17	82.67	80.13	74.88	71.44	82.67	71.44	79.62

09-September-2022 (Friday)										
City	Location	18:00-19:00	19:00-20:00	20:00-21:00	21:00-22:00	22:00-23:00	23:00-24:00	Lmax	Lmin	Leq (A)
Mumbai	Parel (W) - Sarvajanik Ganeshutsav Mandal	100.61	78.07	73.75	83.08	75.59	95.01	100.61	73.75	93.98
Mumbai	Santacruz (East) - Milan Subway, Neet & Geet Society	85.32	89.88	83.26	76.51	78.92	77.15	89.88	76.51	84.52
Mumbai	Vikhroli (W) - Balmitra Kala Mandal	84.41	96.98	94.45	97.15	89.47	91.51	97.15	84.41	94.13
Mumbai	Wadala - Sarvajanik Ganeshutsav Mandal	74.76	78.55	79.66	75.92	74.50	71.85	79.66	71.85	76.64
Navi Mumbai	Airoli - Traffic Police Chowki	76.8	79.5	90.3	76.3	80.8	74.1	90.3	74.1	83.7
Navi Mumbai	CBD Belapur - Hotel Meenakshi, Sec-6	66.3	70.4	71.8	71.1	68.7	66.3	71.8	66.3	69.6
Navi Mumbai	Kopar Khairane - Sec-10	76.3	77.5	77.6	71.5	71.2	70.4	77.6	70.4	75.1
Navi Mumbai	Uran - Ganpati Chowk	89.5	98.5	94.6	88.0	81.4	71.2	98.5	71.2	92.9
Navi Mumbai	Vashi - Shivaji Chowk	87.8	92.4	86.2	95.0	97.4	97.8	97.8	86.2	94.6

09-September-2022 (Friday)										
City	Location	18:00-19:00	19:00-20:00	20:00-21:00	21:00-22:00	22:00-23:00	23:00-24:00	Lmax	Lmin	Leq (A)
Thane	Gokhale Road-Malhar Cinema	81.6	77.1	78.5	82.2	78.4	77.0	82.2	77.0	79.6
Thane	Jambli Naka- Lake immersion Point	83.9	81.6	84.7	79.9	79.5	67.0	84.7	67.0	81.7
Thane	Main Road- Gaondevi Mandir, Naupada	70.0	69.5	77.0	73.1	71.8	73.7	77.0	69.5	73.3
Thane	Wagle Estate- Raila Devi Lake	66.8	69.9	67.6	61.4	56.1	52.9	69.9	52.9	65.7
Thane	Court Naka	87.3	94.1	85.8	82.9	88.0	81.4	94.1	81.4	88.7
Thane	Mental Hospital	85.8	88.3	89.2	76.8	77.7	73.9	89.2	73.9	85.3
Thane	Bedekar Hospital	60.0	68.7	71.4	68.7	66.1	62.1	71.4	60.0	67.7
Thane	Kalwa- Chatarpati Shivaji Maharaj Hospital	85.8	88.3	89.2	76.8	77.7	73.9	89.2	73.9	85.3
Pune	Shivaji Nagar (Sakhar Sankul)	92.1	94.2	97.3	102.5	90.7	94.3	102.52	90.74	97.19
Pune	Karve Road (Nul stop)	88.4	78.6	83.6	80.1	77.3	70.2	88.40	70.17	82.87
Pune	Swar Gate (Tilak Road)	85.1	83.4	79.7	77.9	76.9	74.9	85.08	74.89	81.12

09-September-2022 (Friday)										
City	Location	18:00-19:00	19:00-20:00	20:00-21:00	21:00-22:00	22:00-23:00	23:00-24:00	Lmax	Lmin	Leq (A)
Pune	Satara Road (Balaji Nagar)	82.9	84.3	82.4	81.4	80.8	74.8	84.28	74.77	81.88
Pune	Shaniwar Peth (Shanivar Wada)	97.4	95.4	96.2	90.5	91.3	88.0	97.42	87.95	94.32
Pune	Yerawada (Near Gunjan Theatre)	78.4	86.6	82.0	80.2	71.0	64.6	86.62	64.62	81.28
Pune	Laxmi Road (Shagun Chowk)	95.3	97.0	95.7	90.0	97.1	98.0	98.02	90.02	96.12
Pune	Kothrud (Near Shivaji Putala)	83.4	81.6	77.9	83.4	78.5	77.6	83.44	77.57	81.09
Pune	Mahatma Phule Maidan (Near Maidan)	97.6	98.4	96.6	102.7	98.5	91.9	102.70	91.90	98.70
Pune	Sarus Baug (Mitra Mandal Chowk)	96.6	94.5	95.7	99.7	93.7	93.2	99.71	93.24	96.19
Pune	Hadapsar	83.8	77.4	82.1	78.9	88.8	72.4	88.83	72.39	83.41
Pune	Parvati	80.1	85.6	75.7	75.9	64.0	64.8	85.56	64.01	79.58
Pune	Koregaon Park	71.8	74.3	71.0	68.2	65.5	62.2	74.25	62.19	70.42
Pune	Khadaki (Near Bazar)	94.7	93.4	97.8	85.3	87.0	97.8	97.81	85.33	94.79
Pune	M G Road (Babajan Chowk)	72.6	72.4	74.8	82.9	70.9	64.6	82.95	64.55	76.66

09-September-2022 (Friday)										
City	Location	18:00-19:00	19:00-20:00	20:00-21:00	21:00-22:00	22:00-23:00	23:00-24:00	Lmax	Lmin	Leq (A)
Pune	University Road Chowk	77.4	81.3	81.7	79.6	72.4	70.2	81.68	70.16	78.80
Pune	Aundh Parihar Chowk	71.6	76.7	80.2	73.0	68.7	61.5	80.16	61.50	75.10
Pune	Vishrantwadi	79.8	83.4	85.0	79.8	75.3	72.6	84.96	72.57	81.11
Nashik	Nashik Road/ Ramkund	92.4	94.53	96.62	96.7	89.3	81.4	96.7	81.4	93.92
Nashik	Panchvati/ Near Ashok Stambh	98.5	99.69	101.25	96.8	93.4	90.2	101.3	90.2	97.98
Nashik	Civil Hospital / Near Gadge Maharaj Statue	98.1	99.47	99.98	89.3	95.8	88.6	100	88.6	97.07
Nashik	Trimurty Chowk / River Bank of Waldevi	85.9	92.17	97.98	99.8	97.4	88.4	99.8	85.9	96.02
Nashik	Satpur Bus Stand / CIDCO (Behind PF Off.)	84.9	88.31	85.31	87.8	85.5	81.5	88.3	81.5	86.06
Aurangabad	Gulmandi	92.4	92.12	94.58	89.4	91	87.8	94.58	87.76	91.75
Aurangabad	City Chowk	94.7	95.7	88.35	87.9	86.1	83.9	95.7	83.92	91.59

09-September-2022 (Friday)										
City	Location	18:00-19:00	19:00-20:00	20:00-21:00	21:00-22:00	22:00-23:00	23:00-24:00	Lmax	Lmin	Leq (A)
Aurangabad	Kranti Chowk	78.9	80.13	77.46	73.2	70.8	68.3	80.13	68.31	76.62
Aurangabad	CIDCO Residential	70.3	65.92	63.32	59.9	54.7	52.3	70.27	52.26	64.81
Aurangabad	Usmanpura	66.3	68.84	65.27	62.3	59	52.1	68.84	52.1	64.76
Nagpur	Cotton Market (Jayshree Talkies) / (Gandhisagar Lake)	68.6	72.6	68.1	73.2	73.4	72	73.4	68.1	71.8
Nagpur	Ramdaspath (KRIMS Hospital) / (Sonegaon lake)	85.2	87.4	71.9	69.3	71.8	65	87.5	65	81.9
Nagpur	Reshimbag (Saraswati Vidyalaya) / (Sakkardara lake)	79.2	74.2	75.4	77.1	80.4	72	80.4	72	77.3
Nagpur	Gandhiputala (Taori TV Showroom) / (Naik lake)	76.1	80	78.3	80.9	79	76.9	80.9	76.1	79.2
Nagpur	Golibar Chauk / (Futala lake)	73.3	74	74.6	75.7	76.4	56.4	76.4	56.4	74.2
Kalyan	Khadakpada Chowk	96.5	91.9	84.1	78.5	90.2	79.1	96.5	78.5	90.9

09-September-2022 (Friday)										
City	Location	18:00-19:00	19:00-20:00	20:00-21:00	21:00-22:00	22:00-23:00	23:00-24:00	Lmax	Lmin	Leq (A)
Kalyan	Shivaji Chowk	90.1	91.6	85.5	90.5	100.3	101.7	101.7	85.5	96.9
Kalyan	Ulhasnagar Station	83.9	77.5	84.9	78.1	96.6	78.2	96.6	77.5	89.5
Amaravati	Bhudhwara	64.5	67	68.5	70.1	65.3	62.3	70.1	62.3	67.1
Amaravati	Rajkamal Square	75.5	76.3	78.5	80.2	76.5	73.8	80.2	73.8	77.3
Amaravati	Irvin Hospital Square	66.5	67.2	69.8	68.3	65.1	61.2	69.8	61.2	67
Jalgaon	Subhash Chowk	79.36	73.15	80.3	77.06	72.82	74.57	80.3	72.82	76.21
Jalgaon	Shashtri Tower Chowk	92.66	91.61	91.69	90.49	80.62	64.6	92.66	64.6	85.27
Jalgaon	Shanipeth Police Station	67.69	71.81	71.14	69.45	59.96	56.98	71.81	56.98	66.17
Kolhapur	Mahalaxmi Mandir	106.0	109.0	112.1	114.2	115.2	113.7	115.21	106.04	112.67

09-September-2022 (Friday)										
City	Location	18:00-19:00	19:00-20:00	20:00-21:00	21:00-22:00	22:00-23:00	23:00-24:00	Lmax	Lmin	Leq (A)
Kolhapur	Khas Baug Maidan	103.0	100.3	99.0	104.4	98.3	92.7	104.39	92.66	100.96
Kolhapur	Papachi Tikti (only on 5th day)	94.5	95.3	95.7	93.2	99.8	96.3	99.83	93.24	96.36
Sangli	Miraj Market	99.0	103.1	102.4	98.9	95.6	85.0	103.09	84.98	99.80
Sangli	Vishram Baug Chowk	95.6	96.9	102.4	94.4	96.3	93.7	102.38	93.67	97.68
Sangli	Gandhi Putala (Ganpati Peth)	101.8	97.0	97.7	94.2	92.7	86.9	101.82	86.93	97.13
Mira-Bhyander	Bhakti Vedant Hospital, Tenkar pada	80.87	80.81	80.7	80.82	75.1	70.49	80.9	70.5	79.42
Mira-Bhyander	Golden police Chowki	82.26	81.62	82.41	82	76.8	76.48	82.4	76.5	80.9
Mira-Bhyander	Shivaji Chak Kashi meera	83.66	82.91	79.18	81.1	78.91	78.55	83.7	78.5	81.19
Vasai-Virar	Range office, Satwali, Vasai East	90.6	92.2	90.1	87.3	95.0	79.5	95.0	79.5	91.0

09-September-2022 (Friday)										
City	Location	18:00-19:00	19:00-20:00	20:00-21:00	21:00-22:00	22:00-23:00	23:00-24:00	Lmax	Lmin	Leq (A)
Vasai-Virar	Valiv phata, Vasai East	77.6	83.8	84.9	90.6	89.2	74.8	90.6	74.8	86.4
Vasai-Virar	N.B. Estate, Virar West	81.8	91.0	88.7	87.8	87.9	85.1	91.0	81.8	87.9
Ulhasnagar	Gaol Maidan (Commecial & Residentail)	79.97	82.77	85.51	79.87	81.47	87.07	87.1	79.9	83.65
Ulhasnagar	Doodh Naka, sec-5	89.02	94.98	77.7	83.05	67.33	70.51	95	67.3	88.47
Ulhasnagar	CHM college	79.82	78.93	97.77	82.19	84.01	97.73	97.8	78.9	93.19
Bhiwandi-Nizampur	Dhamankar Naka	100.59	83.78	94.54	101.89	92.91	86.95	101.9	83.8	97.33
Bhiwandi-Nizampur	Indira Gandhi Memorial Hospital	79.73	84	82.84	84.02	79.46	81.13	84	79.5	82.25
Bhiwandi-Nizampur	Shelar Near Nadi naka	76.51	75.94	79.11	75.44	75.2	74.75	79.1	74.8	76.43
Chandrapur	Govt. Medical College & Hospital, Chandrapur	76.7	85.6	91.4	90.3	90.1	87.7	91.4	76.7	88.7

09-September-2022 (Friday)										
City	Location	18:00-19:00	19:00-20:00	20:00-21:00	21:00-22:00	22:00-23:00	23:00-24:00	Lmax	Lmin	Leq (A)
Chandrapur	Gandhi Square, Municipal Corporation, Chandrapur	101.1	98	99	95.7	94.5	92.3	101.1	92.3	97.7
Chandrapur	Jatpura Gate	103.2	86.9	80.9	84	91.9	95	103.2	80.9	96.5
Nanded-Waghala	Ganesh Nagar, Municipal Corporation, Nanded	80.5	76.45	73.78	68.6	65.5	61.2	80.5	61.25	75.06
Nanded-Waghala	Shivaji Nagar	80.7	77.88	75.38	71.3	69.2	61.2	80.68	61.23	75.95
Nanded-Waghala	SGG Govt. Medical College & Hospital, Shivaji Putala, Nanded	87.2	90.14	87.44	89	84.8	83.1	90.14	83.11	87.56
Ahmednagar	Kotala Chowk	84	90.16	97.58	99.8	89.3	81.9	99.8	81.9	94.65
Ahmednagar	Chitale Road	80.7	89.62	91.9	98.4	88.4	81.6	98.4	80.7	92.35
Ahmednagar	Old Bus Stand	80.1	84.98	96.61	99.5	93	79.5	99.5	79.5	94.24

09-September-2022 (Friday)										
City	Location	18:00-19:00	19:00-20:00	20:00-21:00	21:00-22:00	22:00-23:00	23:00-24:00	Lmax	Lmin	Leq (A)
Dhule	Agrasen Chowk	79.5	85.39	95.25	97.8	90.3	78.6	97.8	78.6	92.63
Dhule	Fulwala Chowk	77.5	81.62	85.3	90.3	89.9	80.7	90.3	77.5	86.55
Dhule	Santoshi Mata Chowk	83.4	88.11	98.14	99.2	92.7	82.9	99.2	82.9	94.7
Malegaon	Mosampur	77.7	87.83	96.28	99.1	98	85.3	99.1	77.7	95.14
Malegaon	Satana Naka	79	96.68	99.47	99.8	100.7	89	100.1	79	97.75
Malegaon	Malegaon Camp	88	90.09	98.26	100	93.1	88	100	88	95.46
Pimpri-Chinchwad	Chaphekar Chowk, Chinchwad Gaon	80.3	77.5	81.7	82.1	81.9	77.9	82.11	77.50	80.62
Pimpri-Chinchwad	Shanti Nagar (Pimpri)	82.2	90.1	100.4	107.3	108.9	98.4	108.89	82.25	103.99
Pimpri-Chinchwad	Bosari Gaonthan	65.7	74.3	71.9	71.9	67.7	62.1	74.25	62.09	70.59

09-September-2022 (Friday)										
City	Location	18:00-19:00	19:00-20:00	20:00-21:00	21:00-22:00	22:00-23:00	23:00-24:00	Lmax	Lmin	Leq (A)
Parbhani	Shivaji Chowk, Parbhani	88.5	87.62	81.15	78.9	75.2	72.9	88.54	72.95	84.13
Parbhani	Shivaji Maharaj Putala	90.7	88.81	88.66	88.1	86.8	79.2	90.66	79.17	88.1
Parbhani	Raigad Corner, Jintur Road	74.1	73.63	72.52	70.2	66.2	61.8	74.06	61.77	71.38
Latur	Ganjgolai	91.5	87.35	87.74	83.9	81.7	79.3	91.54	79.34	87.05
Latur	Sham Nagar	73.8	76.41	71.77	68.8	62.6	57	76.41	56.99	71.88
Latur	Aadarsh Colony, AUSA Road	91.7	91.18	88.98	85.2	83.5	80.5	91.74	80.49	88.51
Akola	Collector Office	76.5	75.96	79.52	76.34	69.15	67.44	76.5	67.44	74.15
Akola	Civil line Chowk / Ratanlal plot	74.7	70.94	73.96	76.15	73.22	71.4	76.15	70.94	73.4
Akola	City Kotawali Chowk near police station	86.98	89.17	79.07	76.54	72.1	69.58	89.17	69.58	78.9

09-September-2022 (Friday)										
City	Location	18:00-19:00	19:00-20:00	20:00-21:00	21:00-22:00	22:00-23:00	23:00-24:00	Lmax	Lmin	Leq (A)
Solapur	Balives	80.6	86.0	96.3	90.2	83.4	81.0	96.28	80.59	90.10
Solapur	Ashok Chowk	92.9	86.2	80.6	80.6	70.3	76.0	92.94	70.27	86.47
Solapur	Hotgi and Vijapur road	95.9	81.7	93.4	76.0	78.9	85.6	95.89	75.99	90.47
Solapur	Saat Rastta Railway Station	87.5	92.2	84.5	77.0	81.7	85.6	92.16	76.96	87.06
Panvel	Kharghar	82.79	86.07	88.52	82.41	84.27	76.58	88.5	76.6	84.75
Panvel	Old Panvel-Panvel Corporation Building	78.24	77.39	87.32	101.67	73.75	69.5	101.7	69.5	94.09
Panvel	New Panvel- Khanda Colony	76.65	77.54	78.55	77.47	75.06	75.1	78.6	75.1	76.92

