



Estd. 1958

|| Be One with the downtrodden and the underprivileged ||
Shri Shivaji Education Society Karad, Board For Higher Education's

YASHWANTRAO CHAVAN COLLEGE OF SCIENCE, KARAD

Vidyanagar, KARAD - 415 124 Dist. Satara (Maharashtra)

☎ 02164 - 271356, Fax : 02164-271356, e-mail : ychavan@bsnl.in, prinyccsk@gmail.com

Accredited B** Level by NAAC, Bangalore


AN ISO 9001-2000 CERTIFIED COLLEGE REG. NO. : RQ91/5237

Date: 05/12/2010

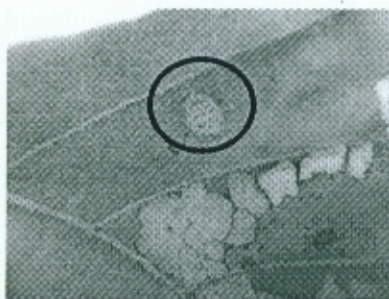
REPORT

Samples of leaves of different plants and stones having yellow spots were collected from Rikibadarwadi near Targaon, Tal. Koregaon, Dist. Satara on 04.12.2010 (at around 4 pm) by SRO, Maharashtra Pollution Control Board, and Revenue Department, Satara were analysed in the laboratory of Botany and Botany-Pollution Department of Yashwantrao Chavan College of Science, Karad on 05.12.2010.

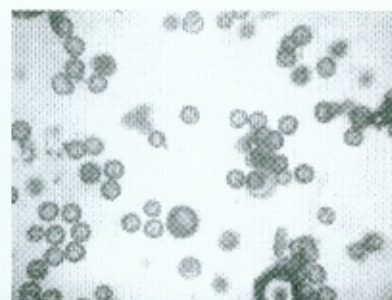
It was found after microscopic examination that the yellow colour was consisted of cloud of angiosperm pollen grains, which has precipitated from the atmosphere in the form of drops after absorbing moisture from surroundings in the cloudy weather. The water suspension of the yellow spots showed a neutral pH, thus, eliminating the possibility of acid rain.



Original stone sample with yellow spot



Original Leaf sample with yellow spot



Pollen grains observed under microscope

Shrey
Head
BOTANY DEPARTMENT
YASHWANTRAO CHAVAN COLLEGE
OF SCIENCE, KARAD


Pradip
HEAD
Department of Pollution Studies
Yashwantrao Chavan College of Science
Vidyanagar, KARAD-415 110, Maharashtra

Date: 05/12/2010

REPORT

Samples of leaves of different plants and stones having yellow spots were collected from Rikibadarwadi near Targaon, Tal. Koregaon, Dist.Satara on 04.12.2010 (at around 4 pm) by SRO, Maharashtra Pollution Control Board, and Revenue Department, Satara were analysed in the laboratory of Botany and Botany-Pollution Department of Yashwantrao Chavan College of Science, Karad on 05.12.2010.

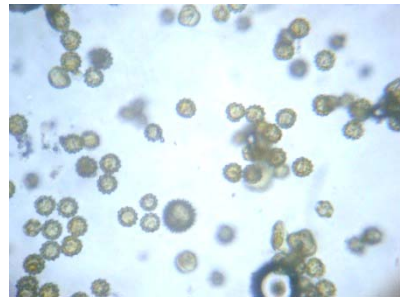
It was found after microscopic examination that the yellow colour was consisted of cloud of angiosperm pollen grains, which has precipitated from the atmosphere in the form of drops after absorbing moisture from surroundings in the cloudy weather. The water suspension of the yellow spots showed a neutral pH, thus, eliminating the possibility of acid rain.



Original stone sample with yellow spot



Original Leaf sample with yellow spot



Pollen grains observed under microscope

